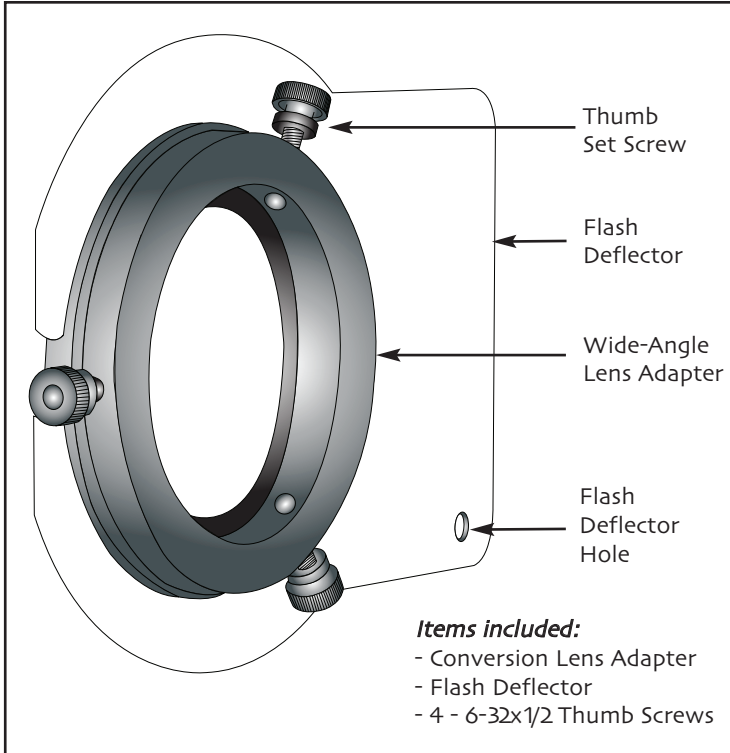


# Ikelite "Short-Port" Lens Adapter

i n s t r u c t i o n   m a n u a l

## #9306.85 Short Port Bayonet Conversion Lens Adapter



## 9306.85 Short Port Bayonet Adapter

Allows attaching bayonet mount style conversion lenses to your Ikelite housing. Includes larger size removable flash deflector.

### Installing the Adapter and Deflector

1. Remove the Flash Deflector from the lens port adapter and install the wide-angle lens.
2. Loosen the three thumb screws so they do not protrude through the Lens Port Adapter.
3. Place the Lens Port Adapter over the housing port.
4. Snug down the three thumb screws evenly. **DO NOT** Over-tighten. The thumb screws should self-center into the port groove.
5. The deflector can now be installed to its proper position on the Lens Port Adapter. Deflector should block camera flash.

### Removing the Adapter and Deflector

1. Remove the Flash Deflector from the port lens adapter.
2. Loosen the three thumb screws evenly and gently remove the adapter with the conversion lens attached.
3. If using external flash, attach the housing port flash deflector. Deflector should block camera flash.

### Removing the Conversion Lens only

- Hold the Lens Adapter in place with one hand and then rotate off the conversion lens with the other hand.
- You may leave the Lens Adapter attached to the housing port if desired, however slight vignetting may occur at the camera's widest angle lens setting, and the internal camera flash may be blocked.

2

### Notes:


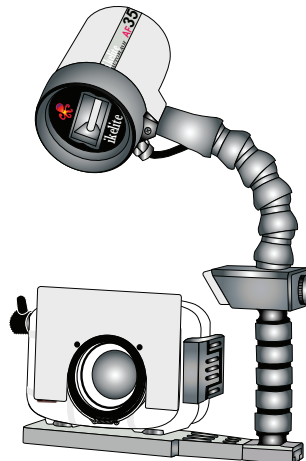
- To avoid losing the Deflector, A small fishing line or string can be attached to the small Flash Deflector Hole.
- The camera's built-in flash cannot be used to illuminate subjects underwater when a conversion lens is attached.
- Vignetting can occur at widest angle camera lens setting with wide-angle conversion lenses. Zoom in to eliminate, or crop the image in post-processing. Slight picture edge softness in some situations is normal.

### AF35 Strobe Package #4035

The AutoFlash AF35 kit is a great compliment, and an effortless, affordable way to add a flash to your Ikelite point-and-shoot camera system. Everything you need to get started is in the box. Just attach it to the bottom of your housing and start taking pictures!

#### AF35 AutoFlash kit includes:

- AF35 strobe
- Flex arm
- AutoFlash sensor
- Handle with rubber grip
- Tray (single or dual)
- Mounting hardware



Ikelite Underwater Systems

50 W 33rd Street

Indianapolis, IN 46208 USA

When returning products send "attn. Repair Dept."

"general questions" e-mail: [ikelite@ikelite.com](mailto:ikelite@ikelite.com)  
[www.ikelite.com](http://www.ikelite.com)  
317-923-4523

Go to [www.ikelite.com](http://www.ikelite.com) for complete product information.