


Ikelite Digital Housing

supplemental instructions

for

#6282.60 Nikon S6000
ULTRAccompact Digital Housing




Initial Camera Setup

1. Set to "Auto mode" (camera icon).
2. Set ISO to "100" and White Balance to "Auto".
3. Set flash to forced "ON" (lightning bolt).
4. Set Metering to "Center-weighted".
5. Set Autofocus mode to "Single AF".
6. Set AF area mode to "Center".
7. Set Vibration reduction to "On".
8. Set AF assist to "Off".
9. Set Auto off to "5 min".

NOTE: If over-exposure occurs when shooting close-up subjects, back away from the subject and then zoom in as necessary.

Ikelite W-20 Wide-Angle Conversion Lens #6420

An external wide angle conversion lens increases angle of coverage, so you can get much closer to your subject while still fitting everything in the frame. Add an Ikelite W-20 #6420 or other 67mm wide-angle conversion lens to improve your angle of coverage in any shooting situation. Moderate vignetting will occur at widest angle camera lens setting. Zoom in slightly to eliminate, or crop the image in post-processing. Also, slight edge softness around the edges in some situations is normal. 67mm threaded diopters can also be attached directly to the housing port for improved close-up "macro" photos.

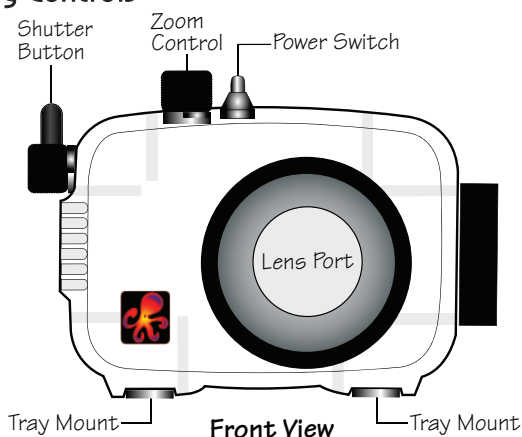


W-20 Lens #6420

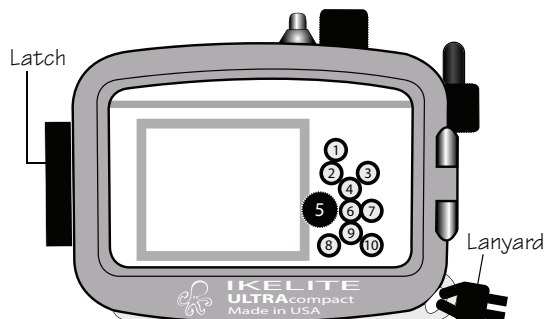
NOTE: Bayonet mount lenses cannot be used with this housing.

2

Housing Controls



Front View



Back View

- | | | |
|-------------------|--------------|-------------|
| [1] Movie/Record | [5] Rotary | [8] Menu |
| [2] Shooting mode | [6] OK/Apply | [9] Macro |
| [3] Playback | [7] +/- | [10] Delete |
| [4] Flash | | |

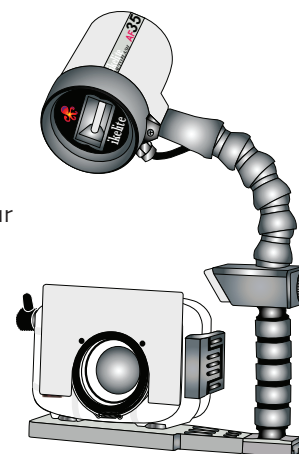
3

AF35 Strobe Package #4035

The AutoFlash AF35 kit is a great compliment, and an effortless, affordable way to add a flash to your new Ikelite point-and-shoot camera system. Everything you need to get started is in the box. Just attach it to the bottom of your housing and start taking pictures!

AF35 AutoFlash kit includes:

- AF35 strobe
- Flex arm
- AutoFlash sensor
- Handle with rubber grip
- Tray (single or dual)
- Mounting hardware



Go to www.ikelite.com for complete strobe and accessory info.



Ikelite Underwater Systems
50 W 33rd Street
Indianapolis, IN 46208 USA

When returning products send "attn. Repair Dept."

"general questions" e-mail: ikelite@ikelite.com
www.ikelite.com
317-923-4523