


Ikelite Digital Housing

supplemental instructions

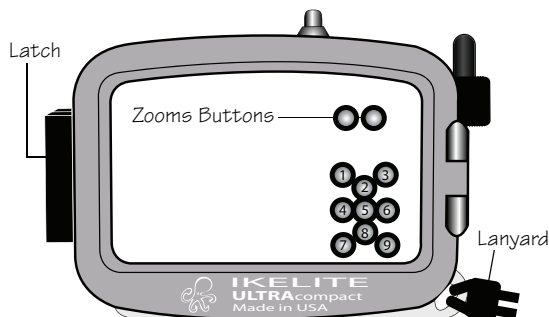
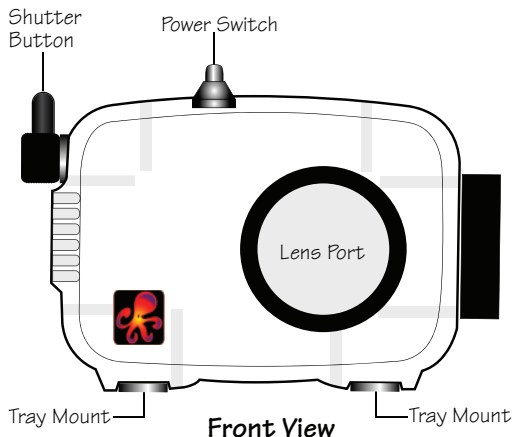
for

#6281.61 Nikon S610 ULTRAccompact Digital Housing

#6281.71 Nikon S710 ULTRAccompact Digital Housing



Housing Controls



- | | | |
|---------------------|---------------------|-------------------|
| [1] Mode Button | [4] Self-Timer | [7] Menu Button |
| [2] Flash Mode | [5] OK/Apply Button | [8] Macro |
| [3] Playback Button | [6] +/- | [9] Delete Button |

Back View

Camera Setup (Nikon S610 and S710)

1. Set the S610 camera to Shooting Mode (camera icon). Set the S710 to "A" Aperture Priority mode and set Aperture to "5.7".
NOTE: The S710 aperture cannot be changed once the camera is placed in the housing since there is no access to the rotary multi-selector wheel. A "5.7" Aperture setting should be ideal in most shooting situations.
 2. Set ISO to 100
 3. Set flash to forced "ON" (lightning bolt).
 4. Set metering to "Center-Weighted".
 5. Set Autofocus mode to "Single AF".
- NOTE:** If over-exposure occurs, back away from the subject and then zoom in as necessary.

Ikelite W-20 Wide-Angle Conversion Lens #6420.46

Your new Ikelite housing features a 46mm threaded port for attachment of external 46mm accessory wet lenses such as the Ikelite 46mm W-20 lens #6420.46. External wide angle conversion lenses increase angle of coverage, so you can get much closer to your subject while still fitting everything in the frame.

#9306.81 67mm Threaded Adaptor

Allows attaching 67mm Ikelite W-20 #6420, Epoque, Type II Inon screw-on lenses, and macro lenses or diopters with 67mm threads. Includes larger size removable flash deflector.

#9306.79 Bayonet Mount Adaptor

Allows attaching of the Inon UWL-105AD, UFL-165AD, UWL-100AD, and macro bayonet style lenses. Includes larger size removable flash deflector.

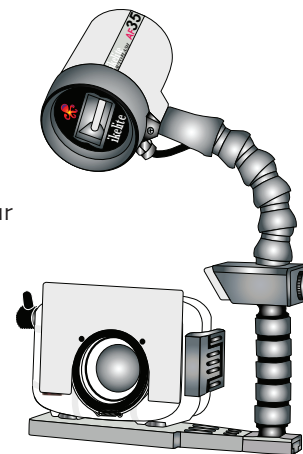
NOTE: Vignetting will likely occur at widest angle camera lens setting with wide-angle conversion lenses. Zoom in to eliminate, or crop the image in post-processing. Also, slight edge softness around the edges in some situations is normal.

AF35 Strobe Package #4035

The AutoFlash AF35 kit is a great compliment, and an effortless, affordable way to add a flash to your new Ikelite point-and-shoot camera system. Everything you need to get started is in the box. Just attach it to the bottom of your housing and start taking pictures!

AF35 AutoFlash kit includes:

- AF35 strobe
- Flex arm
- AutoFlash sensor
- Handle with rubber grip
- Tray (single or dual)
- Mounting hardware



Strobe Compatibility Note:

The DS-200 Substrobe is NOT compatible with this camera system. Compatible strobes include the AF35, DS-51, DS-125, and DS-160.

Go to www.ikelite.com for complete strobe and accessory info.

Ikelite Underwater Systems
50 W 33rd Street
Indianapolis, IN 46208 USA

When returning products send "attn. Repair Dept."

"general questions" e-mail: ikelite@ikelite.com
www.ikelite.com
317-923-4523