


# Ikelite Digital Housing

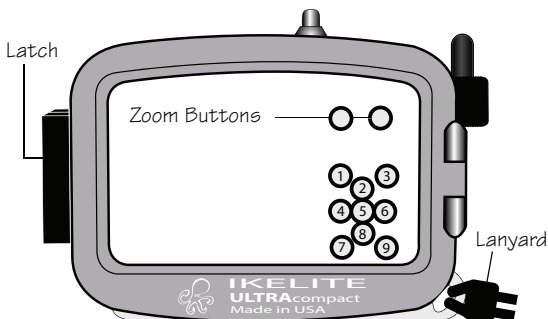
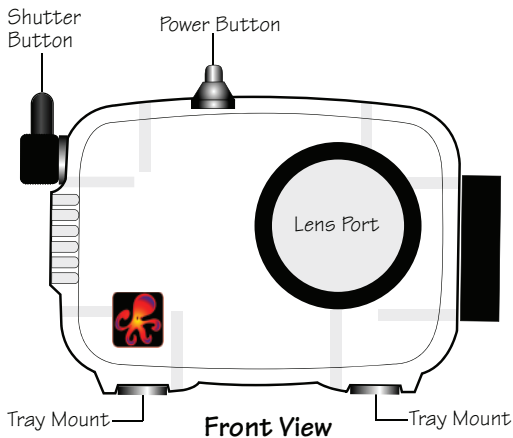
supplemental instructions

for

#6281.21 Nikon S210  
ULTRAccompact Digital Housing



## Housing Controls



- |                     |                     |                   |
|---------------------|---------------------|-------------------|
| [1] Mode Button     | [4] Self-Timer      | [7] Menu Button   |
| [2] Flash Mode      | [5] OK/Apply Button | [8] Macro         |
| [3] Playback Button | [6] +/-             | [9] Delete Button |

Back View

## Camera Setup (Nikon S210)

1. Set camera to Macro Mode.
2. Set camera to Auto Mode (camera icon).
3. Set ISO to 64.
4. Set AF35 dial to 4 (if applicable).

**NOTE:** If over-exposure occurs, enable Macro Mode setting. If over-exposure continues, back away from the subject and then zoom in as necessary. Camera will focus far away even if Macro Mode is on. You can also use (-) Exposure Compensation.

## Ikelite W-20 Wide-Angle Conversion Lens #6420.46

Your new Ikelite housing features a 46mm threaded port for attachment of external 46mm accessory wet lenses such as the Ikelite 46mm W-20 lens #6420.46. External wide angle conversion lenses increase angle of coverage, so you can get much closer to your subject while still fitting everything in the frame.

## #9306.81 67mm Threaded Adaptor

Allows attaching Ikelite W-20 #6420, Epoque, Type II Inon screw-on lenses, and macro lenses or diopters with 67mm threads. Includes larger size removable flash deflector.

## #9306.79 Bayonet Mount Adaptor

Allows attaching of the Inon UWL-105AD, UFL-165AD, UWL-100AD, and macro bayonet style lenses. Includes larger size removable flash deflector.

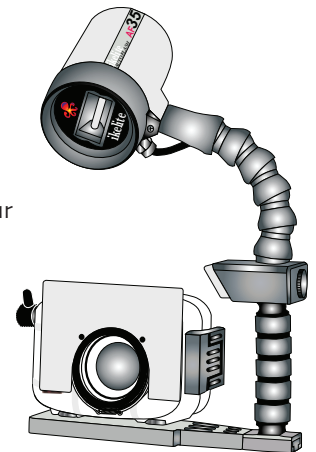
**NOTE:** Vignetting can occur at widest angle camera lens setting with wide-angle conversion lenses. Zoom in to eliminate, or crop the image in post-processing. Also, slight edge softness around the edges in some situations is normal.

## AF35 Strobe Package #4035

The AutoFlash AF35 kit is a great compliment, and an effortless, affordable way to add a flash to your new Ikelite point-and-shoot camera system. Everything you need to get started is in the box. Just attach it to the bottom of your housing and start taking pictures!

### AF35 AutoFlash kit includes:

- AF35 strobe
- Flex arm
- AutoFlash sensor
- Handle with rubber grip
- Tray (single or dual)
- Mounting hardware



Go to [www.ikelite.com](http://www.ikelite.com) for complete strobe and accessory info.



Ikelite Underwater Systems  
50 W 33rd Street  
Indianapolis, IN 46208 USA

When returning products send "attn. Repair Dept."

"general questions" e-mail: [ikelite@ikelite.com](mailto:ikelite@ikelite.com)  
[www.ikelite.com](http://www.ikelite.com)  
317-923-4523