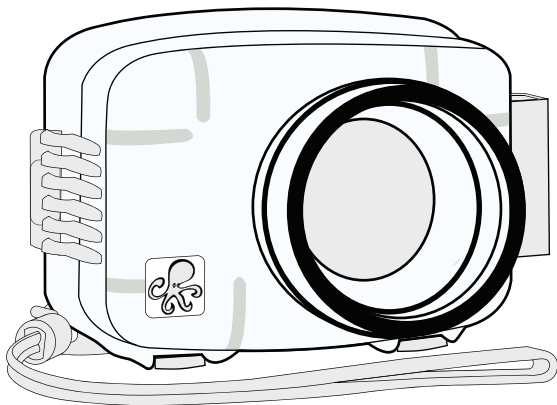




Digital Housing

Supplemental Instructions

6280.28 Nikon L25 ULTRAccompact Housing



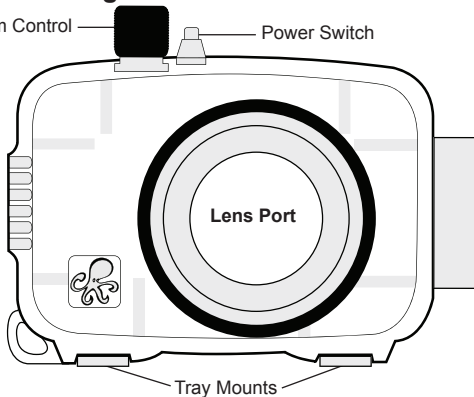
Size and Weight

Width	5.8 in. (147mm) including controls
Height	4.6 in. (117mm) including controls
Depth	3.6 in. (91mm) including controls & lens port
Weight	1.1 lb (499g)
Buoyancy	Slightly positive in fresh water

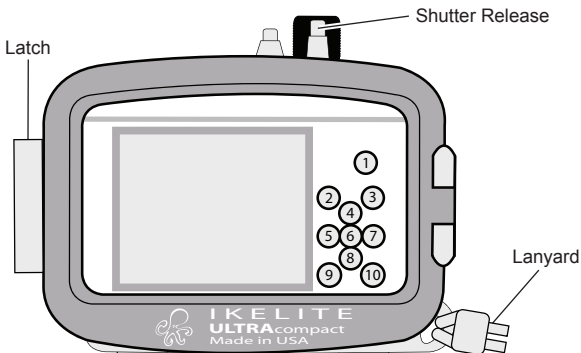
Parts of the Housing

Zoom Control — Power Switch

Front View




Back View



- | | | |
|---------------------------|--------------------|----------------|
| 1. ●▶ Movie-record Button | 5. Self-timer, ◀ | 9. MENU Button |
| 2. 📷 Shooting Mode Button | 6. OK ● | 10. Delete 🗑 |
| 3. ▶ Playback Button | 7. 📷 Exp. Comp., ▶ | |
| 4. ⚡ Flash Mode, ▲ | 8. 🌸 Macro Mode, ▼ | |
- 2

Initial Camera Setting


- Insert and format an SD memory card.
- Set Time Zone and Date.
- Choose the correct “Battery type” in the Set up menu.
- Set camera to “Auto  mode”, NOT Easy Auto or Scene Modes.
- Set Image Mode to “10m.”
- Set Continuous to “S” Single.
- Set White Balance to “Auto.”

For more accurate colors, we recommend setting manual white balance underwater using a white slate or white sandy bottom. Manual white balance should be reset for each working depth due to color absorption caused by the water. When adding a UR-Pro color filter, reset manual white balance.

- Set Flash Mode to Fill Flash “.

A strobe focusing light is recommended to assist AF underwater.

- Set Auto off to “5 min.”
- Set Electronic VR to “Auto.”
- Set Sleep mode to “OFF.”

Note: Enable Macro  mode when shooting close-up subjects. If overexposure occurs, back away from the subject and zoom in. If overexposure continues, use “-” exposure compensation.

External Accessory Lenses

Ikelite W-20 Wide-Angle Conversion Lens 6420

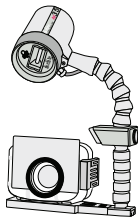
The front of the lens port accepts the 6420 W-20 and other 67mm threaded wide angle or macro lenses without the need for an adapter. An external wide angle conversion lens increases angle of coverage so you can get closer to the subject while still fitting everything in the frame. Slight to moderate vignetting will occur at widest angle camera lens setting with these lenses. Zoom in to eliminate, or crop the image in post processing.

Bayonet mount lenses cannot be used with this housing.

AF35 Strobe Package 4035

The AutoFlash AF35 kit is a great compliment, and an effortless, affordable way to add a flash to your new Ikelite point and shoot camera system. Everything you need to get started is in the box. Just attach it to the bottom of your housing and start taking pictures!

The AF35 Strobe Package is available to support your housing along with a full range of accessories. Please visit **www.ikelite.com** to see the most current information about recommended accessories for your housing.



L25 AF35 Strobe Compatibility

AutoFlash AF35 Kits with a Serial Number below 1900 may overexpose when used with the Nikon Coolpix L25 camera system. AF35 Kits with a Serial Number of 1900 or greater do not require modification for use with the Nikon L25 camera. If necessary, strobes may be returned to Ikelite postage prepaid for a complimentary electronics update. Please include a brief letter of explanation with full contact information and send to the Ikelite Service Department at the address below.

Ikelite Technical Support

Email: ikelite@ikelite.com

Phone 317.923.4523

Fax 317.924.7988



Ikelite Underwater Systems
50 West 33rd Street
Indianapolis, IN 46208 USA

www.ikelite.com