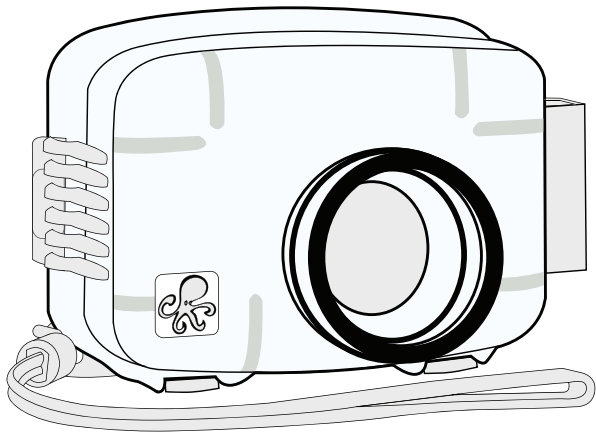




Digital Housing

Supplemental Instructions

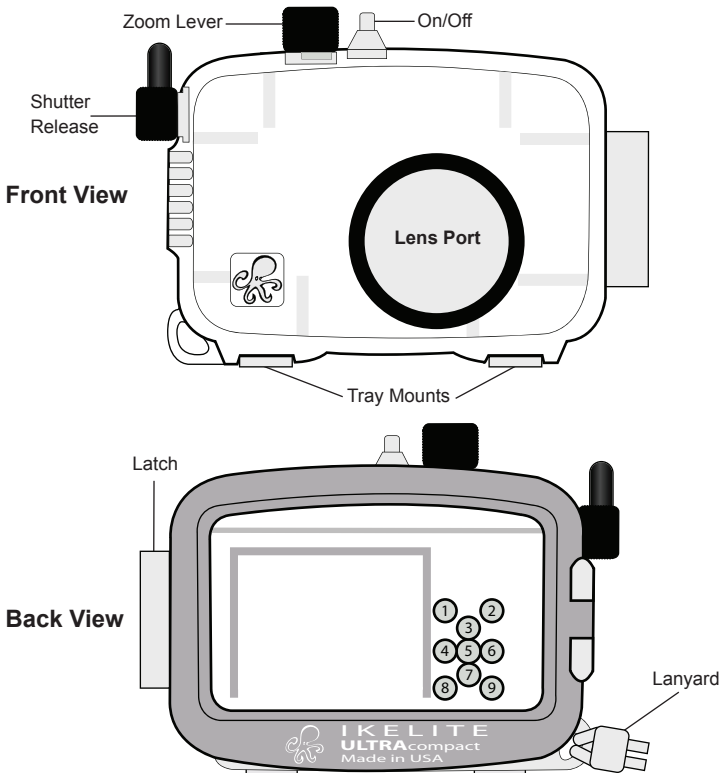
6280.25 Nikon L23 ULTRAcompact Housing



Size and Weight

Width	6.0 in. (152mm) including controls
Height	4.4 in. (112mm) including controls
Depth	3.4 in. (86mm) including controls & lens port
Weight	1.1 lb (499g)
Buoyancy	Slightly positive in fresh water

Parts of the Housing



1. Shooting Mode

2. Playback

3. Flash Mode, ▲

4. Self-timer, ◀

5. OK ●




6. Exposure Comp. ▢, ▶

7. Macro 🌸, ▼



8. Menu

9. Delete 🗑️

Initial Camera Settings

- Set camera to “Auto  mode”, NOT Easy Auto or Scene Modes.
- Set camera to “Macro  mode.”
- Set White Balance to “Auto.”
- Set Flash Mode to ON “ .”
- Set Auto off to “5m.”
- Set AF-assist to “Off.”
- Set Image Mode to “10m.”

A strobe focusing light is recommended to assist AF underwater.

Note: Camera will focus far away even if “Macro  mode” is on. It is best to leave “Macro  mode” on. You can back away from the subject and zoom in to avoid overexposure, if necessary.

External Accessory Lenses

An external wide angle conversion lens increases angle of coverage so you can get much closer to your subject while still fitting everything in the frame. By reducing the amount of water between the subject and your camera lens, the resulting image will be more crisp and colorful.

- Attach 46mm threaded #6420.46 Ikelite W-20 and other lenses directly to the front of the port.

- Attach 67mm threaded #6420 Ikelite W-20, Inon Type II and Epoque lenses using the #9306.81 port adapter. This adapter may also be used to attach 67mm threaded macro lenses.

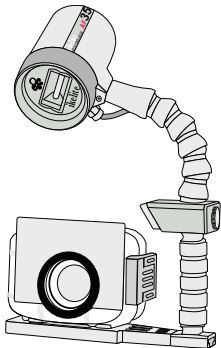
- Attach bayonet style Inon macro or UWL-100 28AD, UWL-105AD and UFL-165AD wide angle or macro lenses using the #9306.79 port adapter.

Moderate to extreme vignetting (shading in the corners) will be present in the widest setting when using an external accessory lens. This effect can be eliminated by zooming in slightly.

AF35 Strobe Package #4035

The AutoFlash AF35 kit is a great complement, and an effortless, affordable way to add a flash to your new Ikelite point and shoot camera system. Everything you need to get started is in the box. Just attach it to the bottom of your housing and start taking pictures!

A full range of accessories is available to support your housing. Please visit www.ikelite.com to see the most current information about recommended accessories for your housing.



Nikon L23 - Strobe Compatibility Notes:

AutoFlash AF35 Kits with a Serial Number below 1900 may overexpose when used with the Nikon Coolpix L23 camera system. AF35 Kits with a Serial Number of 1900 or greater do not require modification for use with the Nikon L23 camera. If necessary, strobes may be returned to Ikelite postage pre-paid for a complimentary electronics update. Please include a brief letter of explanation with full contact information, and return to:



Ikelite Underwater Systems
Attn: Repair Dept.
50 West 33rd Street
Indianapolis, IN 46208

Ikelite E-mail Address: ikelite@ikelite.com

www.ikelite.com

Nikon_L23_instructions_1-0611