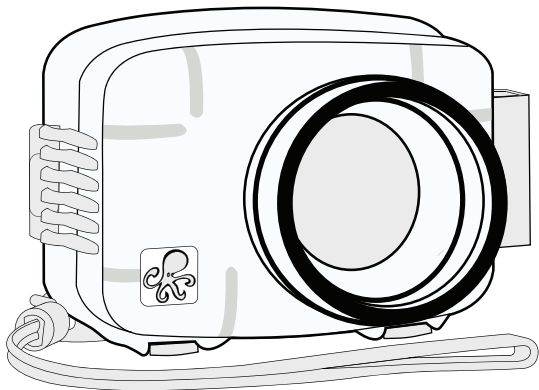




Digital Housing

Supplemental Instructions

6243.52 Canon ELPH 520 HS, IXUS 500 HS

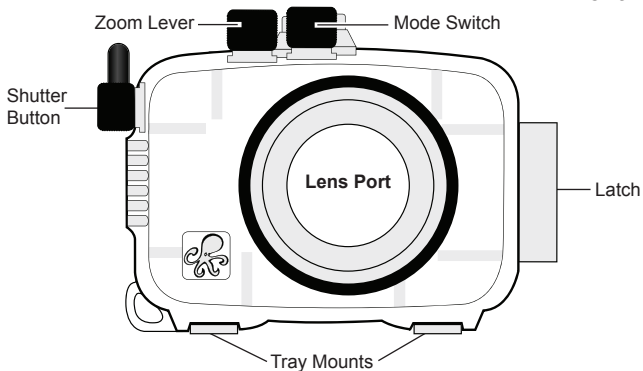


Size and Weight

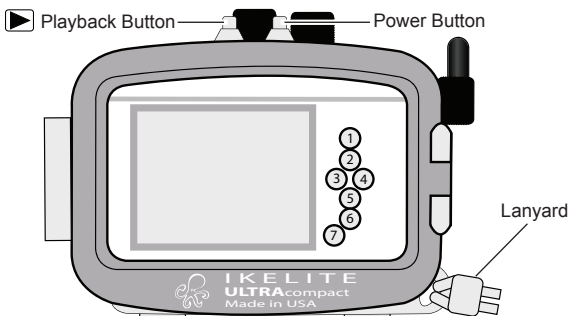
Width	6.2 in. (157mm) including controls
Height	4.6 in. (117mm) including controls
Depth	3.7 in. (94mm) including controls & lens port
Weight	1.2 lb. (544g)
Buoyancy	Slightly positive in fresh water

Parts of the Housing

Front View



Back View



- | | |
|------------------------------|-----------------------------------------|
| 1. Movie Button | 5. DISP. ▼ Display / Down Button |
| 2. ▲ Exp. Comp. / Up Button | 6. FUNC./SET Button |
| 3. ◀ Macro / Left Button | 7. Menu Button |
| 4. ▶ Flash / Right Button | |

Initial Camera Settings

- Insert fully charged battery and Micro SD card.
- Set Date and Time.
- Move Mode Switch to “📷” setting and Rec. mode to “P” Program mode.
- Set White Balance to Auto “AWB.”
- Set Light Metering to “Center Weighted Avg.”
- Set ISO to 100.
- Set Flash to “On ⚡ Flash always fires.”
- Set AF Frame to “Center” and Servo AF to “Off.”
- Set Continuous AF to “On.”
- Set AF-assist beam to “Off.”

A strobe focusing light is recommended to assist AF underwater.

- Set AF-Point Zoom to “Off.”
- In the Flash Settings menu, set Red-Eye Corr. and Red-Eye Lamp to “Off.”
- Set Review to “5 Seconds.”

Note: Enable Macro 📷 mode when shooting close-up subjects. If overexposure occurs, back away from the subject and zoom in, and/or use “-” 📷 exposure compensation.

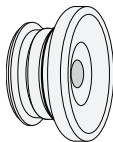
External Accessory Lenses

Ikelite W-20 Wide-Angle Conversion Lens 6420

The front of the lens port accepts the 6420 W-20 and other 67mm threaded wide angle or macro/diopter lenses without the need for an adapter. An external wide angle conversion lens increases angle of coverage so you can get closer to the subject while still fitting everything in the frame.

Moderate vignetting will occur at widest angle camera lens setting with these lenses. Zoom in to eliminate, or crop the image in post processing.

Bayonet mount lenses cannot be used with this housing.



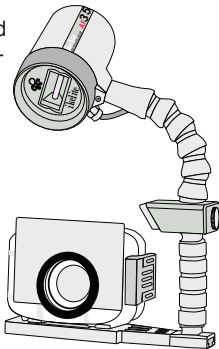
Ikelite W-20
Conversion
Lens

AF35 Strobe Package 4035

The AutoFlash AF35 kit is a great compliment, and an effortless, affordable way to add a flash to your new Ikelite point and shoot camera system. Everything you need to get started is in the box. Just attach it to the bottom of your housing and start taking pictures!

AF35 AutoFlash kit includes:

AF35 strobe - Flex arm - AutoFlash sensor
Handle with rubber grip - Tray (single or dual)
Mounting hardware.



A full range of accessories is available to support your housing. Please visit www.ikelite.com to see the most current information about recommended accessories for your housing.

Ikelite Technical Support

Email: ikelite@ikelite.com

Phone 317.923.4523

Fax 317.924.7988



Ikelite Underwater Systems
50 West 33rd Street
Indianapolis, IN 46208 USA

www.ikelite.com