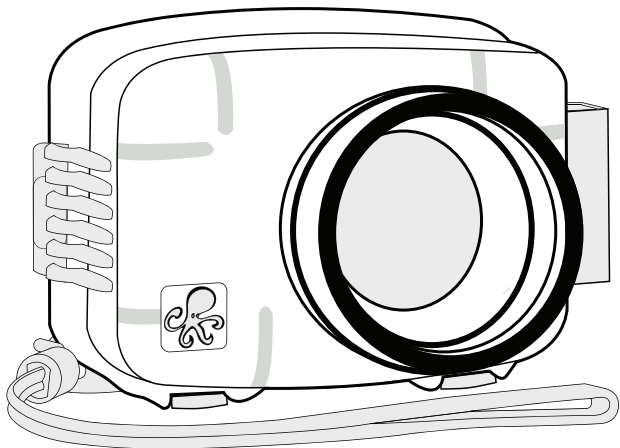




Digital Housing

Supplemental Instructions

6243.34 Canon Elph 340 HS, IXUS 265



Thank you for your purchase of Ikelite equipment. Please read the "Instruction Manual" and "Supplemental Instructions" completely before attempting to operate or dive with this product.

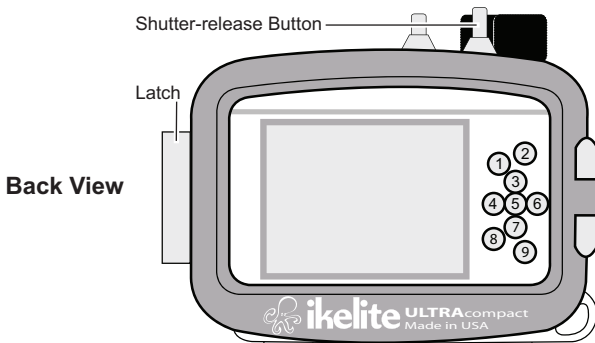
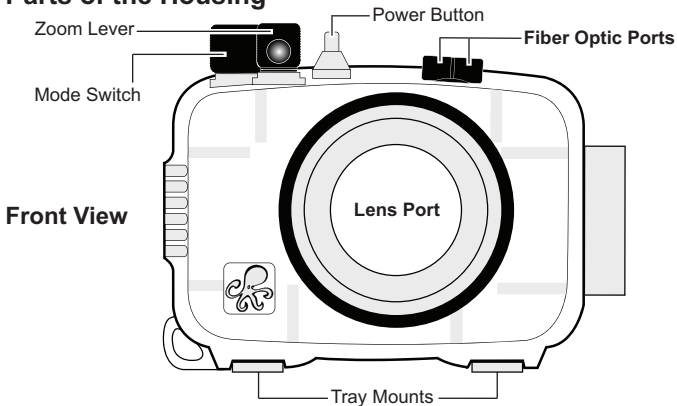
Supplied Accessories

- 0200 Vinyl Port Cover
- 0321.10 Safety Lanyard
- Flash Diffuser
- Flash Deflector
- 0184.1 Silicone Lubricant
- Extra Control Tips and Sleeves

Housing Specifications






Controls	All camera functions
Width	5.9 in (150 mm) including controls
Height	4.5 in (114 mm) including controls
Depth	4.2 in (107 mm) including controls
Weight	1.2 lb (544 g)
Buoyancy	Slightly positive in freshwater
Depth Rating	200 ft (60 m)
Built-in Flash	Yes
Strobe Connection	Slave or Fiber Optic
Main O-Ring	0132.45
Port O-Ring	0119.2
Port Outer Diameter	3.0 in (76 mm)
Use 46mm Lenses	No
Use 67mm Lenses	Yes (moderate vignetting present with W/A lenses)
Use Bayonet Lenses	No

Parts of the Housing





1. Playback Button
2. Movie Button
3. Exp. Comp./Wi-Fi/UP Button
4. Macro/LEFT Button
5. FUNC./SET Button
6. Flash / Right Button
7. **DISP.** Display / Down Button
8. Mobile Device Connect Button
9. **MENU** Button

Initial Camera Settings (before placing camera in housing)

- Insert a fully charged battery. Due to the power required to operate the camera and LCD screen, start each dive with a fully charged camera battery.
- Slide Mode Switch to  icon.
- **In FUNC./SET:**
 - Set Rec./Shooting Mode to “P” Program.
 - Set Drive Mode to Single Shot.
 - Set Image Recording Size to “L” 16M and Quality to “S” Superfine.
 - Set Movie Quality to “HD” or “FHD.”
 - Set Light Metering to “ Center Weighted Avg.”
 - Set White Balance to Auto “AWB.” For best results, set to Custom “” and reset for each working depth.
 - Set ISO to “200.”
- **In MENU  Shooting Settings:**
 - Set AF Frame to “Center” and Frame Size to “Normal.”
 - Set Digital Zoom, AF-Point Zoom and Servo AF to “Off.”
 - Set Continuous AF to “On.” A strobe focusing light is recommended to assist AF underwater.
 - Set AF-assist Beam to “Off.”
 - In Flash Settings, set Red-Eye Lamp and Red-Eye Corr. to “Off.”
 - Set Review Image after shooting to “8 Seconds.”
 - Set Blink Detection and Grid Lines to “Off.” Set IS Mode to “Continuous.”
- **In MENU Camera Settings:**
 - Set Date/Time and Time Zone.
 - Set Eco Mode to “Off.”
 - In Power Saving, set Auto Power Down to “Off”; Display Off to “3 min.”
 - Insert and Format an SCHD memory card.
- Set Flash to “On”  Flash always fires.”

Initial Camera Settings - continued

- Enable Macro  mode when shooting close-up subjects. If overexposure occurs, back away from the subject and zoom in, and/or use “-”  exposure compensation.
- Camera functions not mentioned should be set to user’s desired setting.

External Accessory Lenses

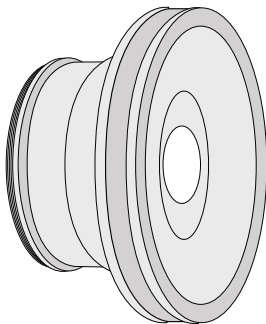
W-20 and W-30 Wide-Angle Conversion Lenses

The front of the lens port accepts the Ikelite 6420 W-20, 6430 W-30, and other 67mm threaded wide angle or macro lenses without the need for an adapter. An external wide angle conversion lens increases angle of coverage so you can get closer to the subject while still fitting everything in the frame. Moderate vignetting will likely occur at widest angle camera lens setting with these lenses. Zoom in to eliminate, or crop the image in post processing.

Bayonet mount lenses cannot be used with this housing.

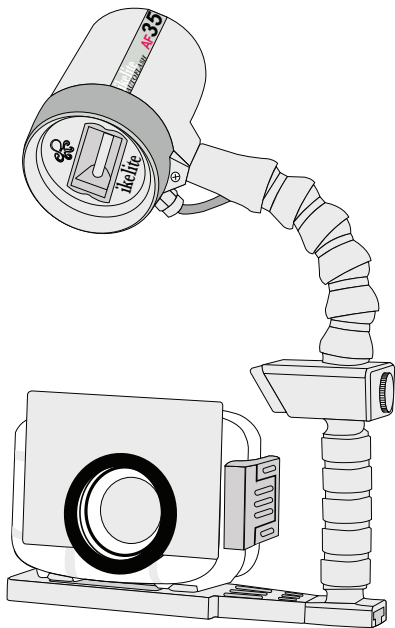
Please visit www.ikelite.com for additional information.

6430 W-30 Conversion Lens



AF35 Strobe Package 4035

The AutoFlash AF35 kit is a great compliment, and an effortless, affordable way to add a flash to your new Ikelite point and shoot camera system. Everything you need to get started is in the box. Just attach it to the bottom of your housing and start taking pictures!



The AF35 Strobe Package is available to support your housing along with a full range of accessories. Please visit www.ikelite.com to see the most current information about recommended accessories for your housing.

Customer Support

Please read the troubleshooting section of the “Instruction Manual” before contacting Ikelite.

Limited Warranty

This Ikelite product is warranted against any manufacturing defects for a period of one (1) year from the original date of purchase. Defective products should be returned to Ikelite postage paid. Ikelite will, at its sole discretion, repair or replace such products, and will return to customer postage paid. All other claims of any nature are not covered. Except as mentioned above, no other warranty expressed or implied applies to this Ikelite product.



**Ikelite Underwater Systems
50 West 33rd Street
Indianapolis, IN 46208 USA**

www.ikelite.com

© 2014 Ikelite Underwater Systems

6243.34_ Canon_Elph_340_HS_1-0614