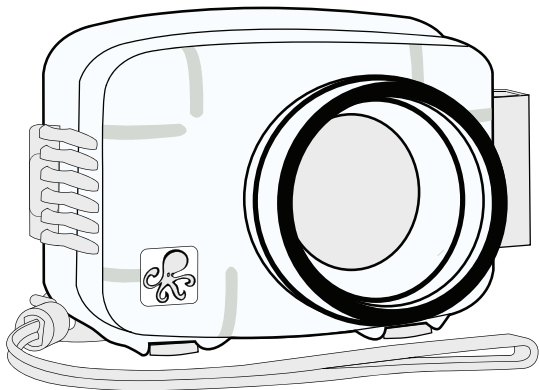




# Digital Housing

## Supplemental Instructions

### 6243.31 Canon ELPH 310 HS, IXUS 230 HS

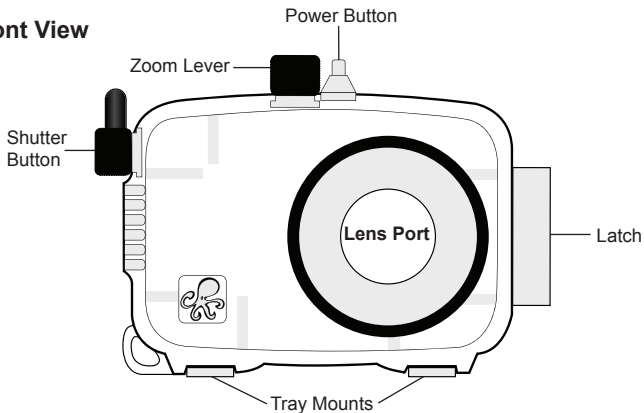


#### Size and Weight

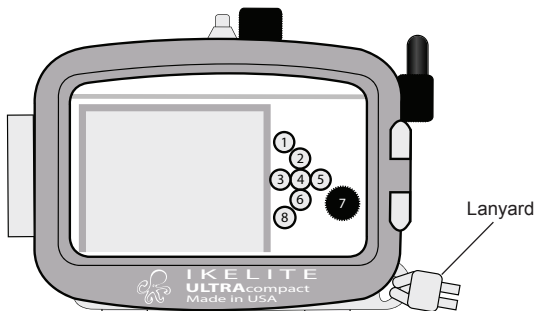
Width .....	6.2 in. (157mm) including controls
Height .....	4.5 in. (114mm) including controls
Depth .....	4.3 in. (109mm) including controls & lens port
Weight .....	1.3 lb. (570g)
Buoyancy .....	Slightly positive in fresh water

## Parts of the Housing

### Front View



### Back View



- |                        |                          |
|------------------------|--------------------------|
| 1. Movie Button        | 5. Right Button / Flash  |
| 2. Up Button / +/-     | 6. Down Button / Display |
| 3. Left Button / Macro | 7. Menu Button           |
| 4. FUNC./SET Button    | 8. Playback Button       |

## Initial Camera Settings

- Set Date and Time.
- Move Mode Switch to “📷” setting and use “P” Program mode.
- Set White Balance to auto “AWB.”
- Set Light Metering to “Center Weighted Avg.”
- Set ISO to 100.
- Set Flash to “On ⚡ flash always fires” Lightning Bolt.”
- Set Review to “5 Seconds.”
- Set AF-assist beam to “Off.”
- In the Flash Settings menu, Set Red-Eye Correction and Red-Eye Lamp to “Off.”
- Set AF Frame to “Center” and Servo AF to “Off.”
- Set AF-Point Zoom to “Off.”

A strobe focusing light is recommended to assist AF underwater.

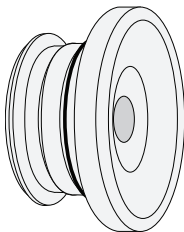
**Note:** Enable Macro 🌸 mode when shooting close-up subjects. If overexposure occurs, back away from the subject and zoom in.

## External Accessory Lenses

### Ikelite W-20 Wide-Angle Conversion Lens #6420

The front of the lens port accepts the #6420 W-20 and other 67mm threaded wide angle or macro lenses without the need for an adapter. An external wide angle conversion lens increases angle of coverage so you can get closer to the subject while still fitting everything in the frame.

Moderate to extreme vignetting will occur at widest angle camera lens setting with these lenses. Zoom in to eliminate, or crop the image in post processing.



Ikelite W-20  
Conversion Lens

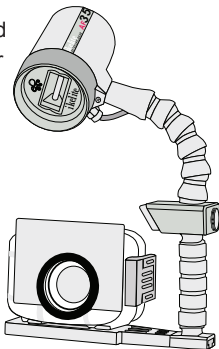
**NOTE:** Accessory 67mm macro lenses or diopters designed for underwater use may also be attached directly to the front of the housing port. Bayonet mount lenses cannot be used with this housing.

## AF35 Strobe Package #4035

The AutoFlash AF35 kit is a great compliment, and an effortless, affordable way to add a flash to your new Ikelite point and shoot camera system. Everything you need to get started is in the box. Just attach it to the bottom of your housing and start taking pictures!

### AF35 AutoFlash kit includes:

AF35 strobe - Flex arm - AutoFlash sensor  
Handle with rubber grip - Tray (single or dual)  
Mounting hardware.



A full range of accessories is available to support your housing. Please visit [http://www.ikelite.com/web\\_two/can\\_elph310.html](http://www.ikelite.com/web_two/can_elph310.html) to see the most current information about recommended accessories for your housing.

## Ikelite Technical Support

Email: [ikelite@ikelite.com](mailto:ikelite@ikelite.com)

Phone 317.923.4523

Fax 317.924.7988



**Ikelite Underwater Systems**  
50 West 33rd Street  
Indianapolis, IN 46208 USA

[www.ikelite.com](http://www.ikelite.com)