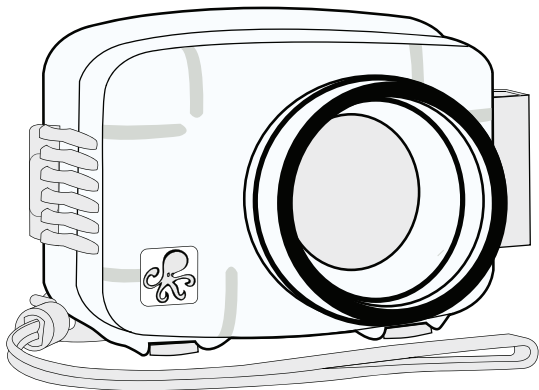




Digital Housing

Supplemental Instructions

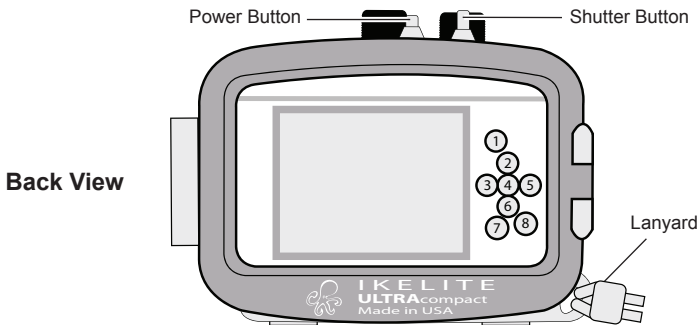
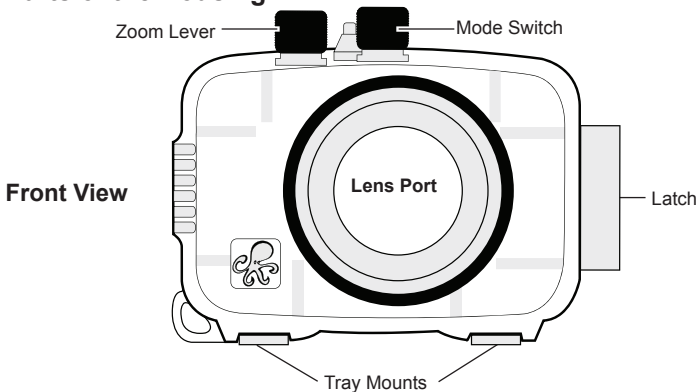
6243.11 Canon Elph 110 HS, IXUS 125 HS












Size and Weight


Width	5.8 in. (147mm) including controls
Height	4.5 in. (114mm) including controls
Depth	3.6 in. (91mm) including controls & lens port
Weight	1.2 lb. (544g)
Buoyancy	Slightly positive in freshwater


Parts of the Housing



1. Movie Button
2.   Exp. Comp. / Up Button
3.   (Macro) / Left Button
4.  FUNC./ SET Button
5.   (Flash) / Right Button
6.  **DISP.** (Display) / Down Button
7.  (Playback) Button
8. **MENU** Button

Initial Camera Settings

- Insert fully charged battery and formatted SD card.
- Set Date and Time.
- Set Shooting Mode to “P” Program.
- Set ISO to 100 and White Balance to auto “AWB.”
- Set the Drive Mode to “Single Shot.”
- Set Resolution to “L” and Compression to Superfine “S.”
- Set AF Frame to “Center” and AF Frame Size to “Normal.”
- Set Digital Zoom to “Off.”
- Set AF Point Zoom to “Off” and Servo AF to “Off.”
- Set AF-assist Beam to “Off.”
- In Flash Settings, set Red-Eye Corr. to “Off” and Red-Eye Lamp to “Off.”
- Set Light Metering to “Center Weighted.”
- Set Review to “5 Seconds” and Review Info to “Off.”
- Set Blink Detection and Grid Lines to “Off.”
- Set IS Mode to “Shoot Only” and Powered IS to “On.”
- Set Auto Power Down to “Off” and Display Off to “3 min.”
- Set Flash to “On”  flash always fires.”
A strobe focusing light is recommended to assist AF underwater.
- In Power Saving, set Auto Power Down to “Off.”
- In Power Saving, set Display Off to “3 min.”

Note: Enable Macro  mode when shooting close-up subjects. If overexposure occurs, back away from the subject and zoom in and/or use “-” Exposure Compensation.

External Accessory Lenses

Ikelite W-20 Wide-Angle Conversion Lens 6420

The front of the lens port accepts the 6420 W-20 and other 67mm threaded wide angle or macro lenses without the need for an adapter. Moderate vignetting will occur at widest angle camera lens setting with these lenses. Zoom in to eliminate, or crop the image in post processing.

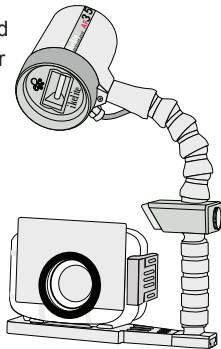
Bayonet mount lenses cannot be used with this housing.

AF35 Strobe Package 4035

The AutoFlash AF35 kit is a great compliment, and an effortless, affordable way to add a flash to your new Ikelite point and shoot camera system. Everything you need to get started is in the box. Just attach it to the bottom of your housing and start taking pictures!

AF35 AutoFlash kit includes:

AF35 strobe - Flex arm - AutoFlash sensor
Handle with rubber grip - Tray (single or dual)
Mounting hardware.



A full range of accessories is available to support your housing. Please visit www.ikelite.com to see the most current information about recommended accessories for your housing.

Ikelite Technical Support

Email: ikelite@ikelite.com

Phone 317.923.4523

Fax 317.924.7988



Ikelite Underwater Systems
50 West 33rd Street
Indianapolis, IN 46208 USA

www.ikelite.com