

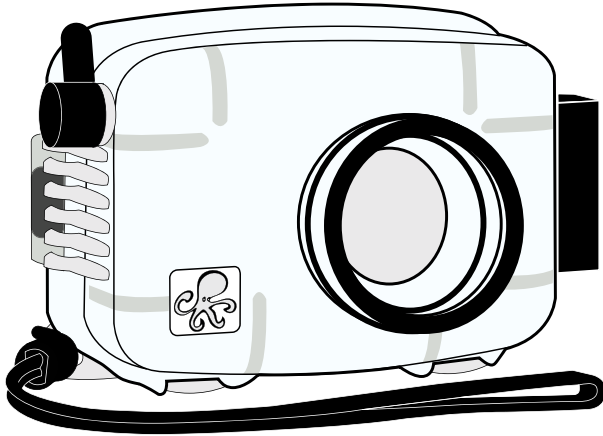


Digital Housing

supplemental instructions

for

#6243.01 Canon ELPH 100 HS ULTRACOMPACT Digital Housing

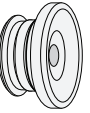


Initial Camera Settings

- Move Mode Switch to "camera icon" setting and use "P" Program mode.
- Set White Balance to auto "AWB."
- Set Light Metering to "Center Weighted Avg."
- Set ISO to 100.
- Set Flash to forced ON (flash always fires) "Lightning Bolt."
- Set Review to "5 Seconds."
- Set AF-assist beam to "Off."
- In the Flash Settings menu, Set Red-Eye Correction and Red-Eye Lamp to "Off."
- Set AF Frame to "Center" and Servo AF to "Off."
- Set AF-Point Zoom to "Off."

Ikelite W-20 Wide-Angle Conversion Lens #6420.46

This housing features a 46mm threaded port for attachment of external 46mm accessory wet lenses such as the Ikelite 46mm W-20 lens #6420.46. Moderate vignetting noted with this lens.



#9306.81 67mm Threaded Adaptor

Allows attaching Ikelite W-20, Epoque, and Type II Inon screw-on lenses with 67mm threads. Includes larger size removable flash deflector. Moderate vignetting noted with these lenses.

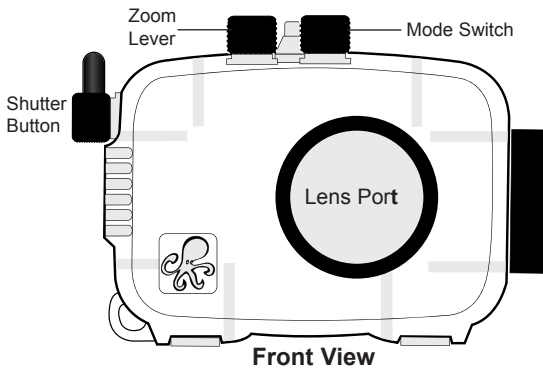
#9306.79 Bayonet Mount Adaptor

Allows attaching of the Inon UWL-105AD, UFL-165AD, UWL-100 28AD, and macro bayonet style lenses. Includes larger size removable flash deflector. Slight to moderate vignetting noted with the listed W/A conversion lenses.

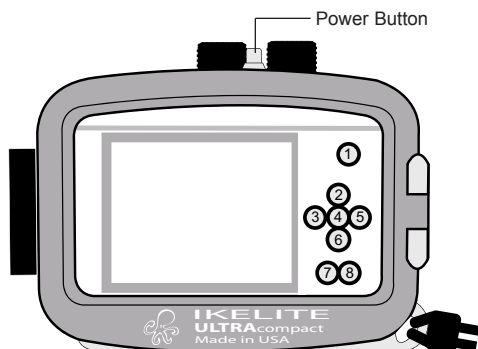
NOTE: External wide angle conversion lenses increase angle of coverage, so you can get much closer to your subject while still fitting everything in the frame. Add the Ikelite W-20 or other wide-angle lenses with an Ikelite accessory port adaptor for increased angle of coverage, color, and clarity. Moderate vignetting may occur at widest angle camera lens setting with some conversion lenses. Zoom in slightly to eliminate, or crop the image in post-processing. Also, slight edge softness around the picture edges in some situations is normal.

2

Housing Controls



Front View



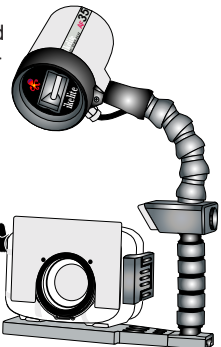
Back View

- | | |
|---------------------------------|--------------------|
| 1. Movie Button | 5. Flash Button |
| 2. Exposure Compensation Button | 6. Display Button |
| 3. Macro Button | 7. Playback Button |
| 4. FUNC./SET Button | 8. Menu Button |

3

AF35 Strobe Package #4035

The AutoFlash AF35 kit is a great compliment, and an effortless, affordable way to add a flash to your new Ikelite point and shoot camera system. Everything you need to get started is in the box. Just attach it to the bottom of your housing and start taking pictures!



AF35 AutoFlash kit includes:

- AF35 strobe - Flex arm - AutoFlash sensor
- Handle with rubber grip - Tray (single or dual)
- Mounting hardware.

Ikelite Technical Support

E-mail: ikelite@ikelite.com
Phone 317.923.4523
Fax 317.924.7988



Ikelite Underwater Systems
50 West 33rd Street
Indianapolis, IN 46208 USA

www.ikelite.com