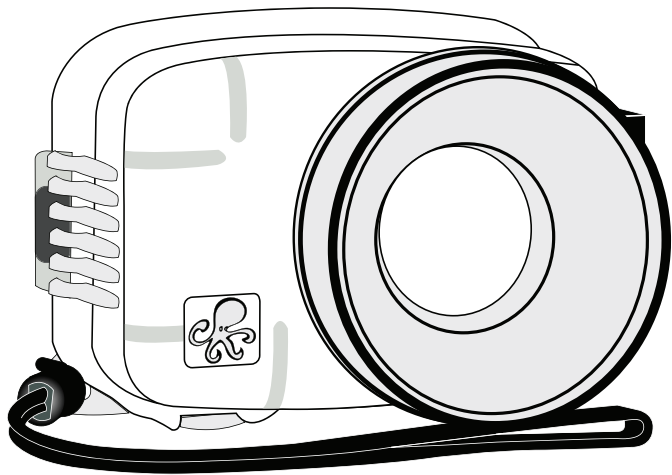




# Digital Housing Supplemental Instructions 6242.60 Canon SX600 HS



Thank you for your purchase of Ikelite equipment. Please read the "Instruction Manual" and "Supplemental Instructions" completely before attempting to operate or dive with this product.

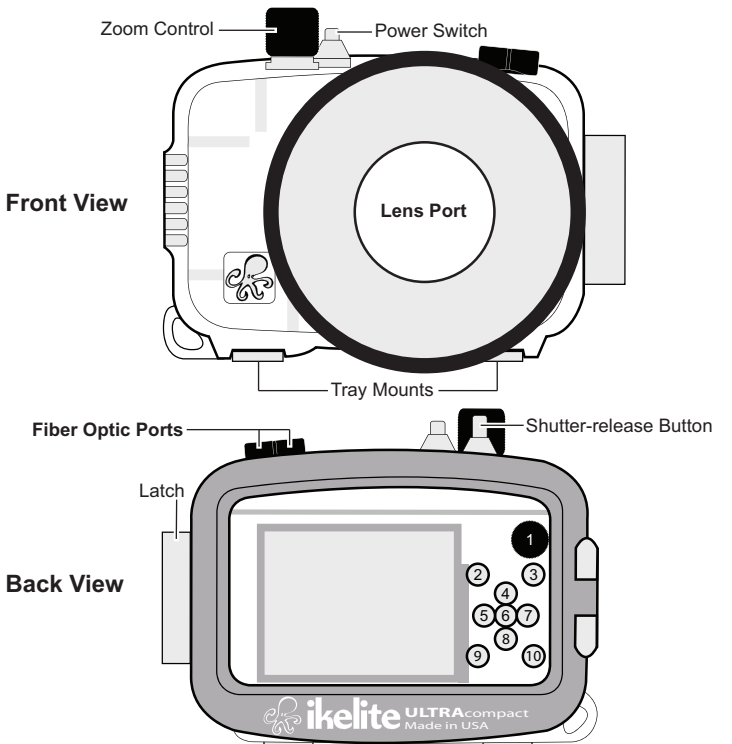
## Supplied Accessories

- 0200.08 Vinyl Port Cover
- 0321.10 Safety Lanyard
- Flash Diffuser
- Flash Deflector
- 0184.1 Silicone Lubricant
- Extra Control Tips and Sleeves

## Housing Specifications







Controls .....	All camera functions
Width .....	5.8 in (147 mm) including controls
Height .....	4.6 in (117 mm) including controls
Depth .....	4.8 in (122 mm) including controls
Weight .....	1.7 lb (752 g)
Buoyancy .....	Slightly positive in freshwater
Depth Rating .....	200 ft (60 m)
Built-in Flash .....	Yes
Strobe Connection .....	Slave or Fiber Optic
Main O-Ring .....	0132.45
Port O-Ring .....	0103
Port Outer Diameter .....	3.9" (99 mm)
Use 46mm Lenses .....	No
Use 67mm Lenses .....	Macro lenses only with 9306.82 Macro Adapter
Use Bayonet Lenses .....	No

## Parts of the Housing



1. Mode Switch
2. Playback Button
3. Movie Button
4. Exp. Comp. / Up Button
5. Macro / Left Button
6. FUNC./SET Button
7. Flash / Right Button
8. DISP. Display / Down Button
9. Mobile Device Connect Button
10. MENU Button

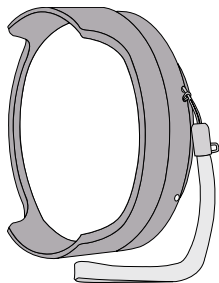
## Initial Camera Settings (before placing camera in housing)

- **RAISE** the camera flash. This must be done **before** placing camera in housing. Set Flash to “On  Flash always fires.”
  - Insert a fully charged battery. Due to the power required to operate the camera and LCD screen, start each dive with a fully charged camera battery.
  - Move Mode Switch to “” setting.
  - **In FUNC./SET:**
    - Set Light Metering to “ Center Weighted Avg.”
    - Set White Balance to Auto “AWB.” For best results, set to Custom “” and reset for each working depth.
    - Set ISO to “200.”
    - Set Shooting Mode to “P” Program.
    - Set Image Recording Size to “L” 16M and Compression to “S” Superfine.
    - Set Movie Quality to “FHD.”
  - **In MENU Shooting Settings:**
    - Set AF Frame to “Center” and Servo AF to “Off.”
    - Set Continuous AF to “On.”
    - Set AF-assist beam to “Off.” A strobe focusing light is recommended to assist AF underwater.
    - In the Flash Settings menu, set Red-Eye Corr. and Red-Eye Lamp to “Off.”
    - Set Review to “8 Seconds.”
    - Set Blink Detection and Grid Lines to “Off.” Set IS Mode to “Continuous.”
  - **In MENU Camera Settings:**
    - Set Date/Time and Time Zone. Set ECO Mode to “Off.”
    - In Power Saving, set Auto Power Down to “Off”; Display Off to “3 min.”
    - Insert and Format an SCHK memory card.
- Note:** Enable Macro  mode when shooting close-up subjects. If overexposure occurs, back away from the subject and zoom in, and/or use “-”  exposure compensation.
- \* Camera functions not mentioned should be set to user’s desired setting.

## External Accessory Lenses

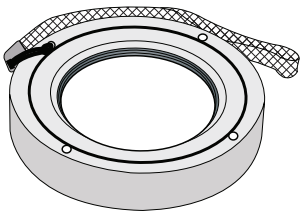
### WD-4 Wide-Angle Conversion Dome 6430.4

The removeable WD-4 corrects light refraction underwater, restoring the camera's original angle of coverage. Approximately 3/4 of the camera's zoom range can be used with the dome in place.



### External Macro Adaptor 9306.82

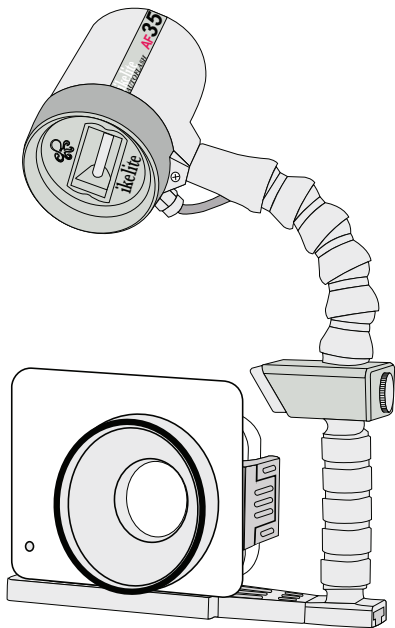
Allows attachment of 67mm threaded macro lenses from Inon and Epoque. NOT for use with 67mm threaded wide-angle lenses.



**Note:** Other wide angle conversion or accessory lenses cannot be used with this housing.

## AF35 Strobe Package 4035

The AutoFlash AF35 kit is a great compliment, and an effortless, affordable way to add a flash to your new Ikelite point and shoot camera system. Everything you need to get started is in the box. Just attach it to the bottom of your housing and start taking pictures!



The AF35 Strobe Package is available to support your housing along with a full range of accessories. Please visit [www.ikelite.com](http://www.ikelite.com) to see the most current information about recommended accessories for your housing.

## **Customer Support**

Please read the troubleshooting section of the “Instruction Manual” before contacting Ikelite.

## **Limited Warranty**

This Ikelite product is warranted against any manufacturing defects for a period of one (1) year from the original date of purchase. Defective products should be returned to Ikelite postage paid. Ikelite will, at its sole discretion, repair or replace such products, and will return to customer postage paid. All other claims of any nature are not covered. Except as mentioned above, no other warranty expressed or implied applies to this Ikelite product.



**Ikelite Underwater Systems  
50 West 33rd Street  
Indianapolis, IN 46208 USA**

**[www.ikelite.com](http://www.ikelite.com)**

© 2014 Ikelite Underwater Systems

6242.60\_ Canon\_SX600HS\_1-0514