


# Ikelite Digital Housing

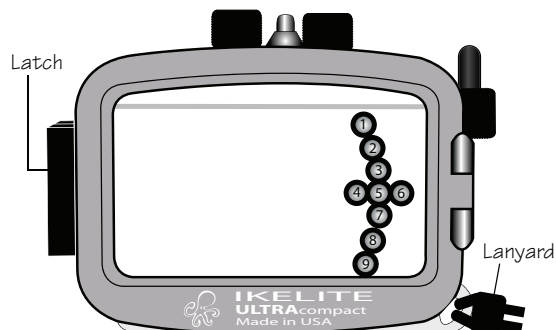
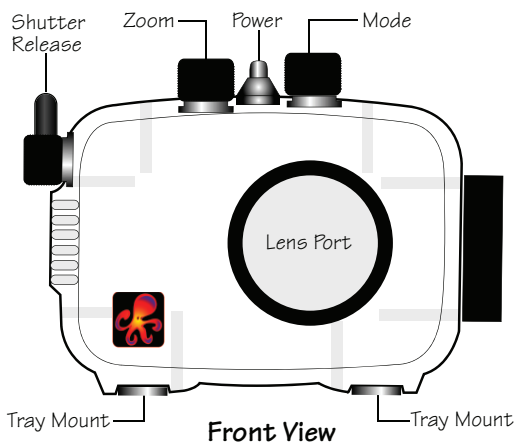
supplemental instructions

for

## #6240.88 Canon SD880 IS, IXUS 870 IS, IXY 920 IS ULTRAcompact Digital Housing



### Housing Controls



- |                  |                  |             |
|------------------|------------------|-------------|
| [1] Print/Assign | [4] Macro        | [7] Delete  |
| [2] Playback     | [5] Function/Set | [8] Menu    |
| [3] ISO          | [6] Flash        | [9] Display |

### Back View

### Camera Setup

1. Use "P" Program mode. To rotate through camera modes when the camera is in the housing, push and hold the "print/assign" button 1, and then left or right toggle using buttons 5 and 7 (page #3).

2. ISO can be set as low as 80

**NOTE:** In "macro" mode, the aperture stops down to f5.6. If over-exposure occurs, enable Macro Mode setting. If over-exposure continues, back away from the subject and then zoom in as necessary. Camera will focus far away even if Macro Mode is on.

### Ikelite W-20 Wide-Angle Conversion Lens #6420.46

Your new Ikelite housing features a 46mm threaded port for attachment of external 46mm accessory wet lenses such as the Ikelite 46mm W-20 lens #6420.46. External wide angle conversion lenses increase angle of coverage, so you can get much closer to your subject while still fitting everything in the frame. Add the Ikelite W-20 or other wide-angle lenses with an Ikelite accessory port adapter for increased angle of coverage, color, and clarity.

### #9306.81 67mm Threaded Adaptor

Allows attaching Ikelite W-20 #6420, Epoque, Type II Inon screw-on lenses, and macro lenses or diopters with 67mm threads. Includes larger size removable flash deflector.

### #9306.79 Bayonet Mount Adaptor

Allows attaching of the Inon UWL-105AD, UFL-165AD, UWL-100AD, and macro bayonet style lenses. Includes larger size removable flash deflector.

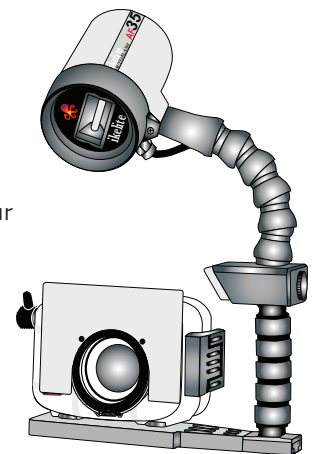
**NOTE:** Vignetting will likely occur at widest angle camera lens setting with wide-angle conversion lenses. Zoom in to eliminate, or crop the image in post-processing. Also, slight edge softness around the edges in some situations is normal.

### AF35 Strobe Package #4035

The AutoFlash AF35 kit is a great compliment, and an effortless, affordable way to add a flash to your new Ikelite point-and-shoot camera system. Everything you need to get started is in the box. Just attach it to the bottom of your housing and start taking pictures!

#### AF35 AutoFlash kit includes:

- AF35 strobe
- Flex arm
- AutoFlash sensor
- Handle with rubber grip
- Tray (single or dual)
- Mounting hardware



### Strobe Compatibility Note:

The DS-200 Substrobe is NOT compatible with this camera system. Compatible strobes include the AF35, DS-51, DS-125, and DS-160.

Go to [www.ikelite.com](http://www.ikelite.com) for complete strobe and accessory info.

Ikelite Underwater Systems  
50 W 33rd Street  
Indianapolis, IN 46208 USA

When returning products send "attn. Repair Dept."

"general questions" e-mail: [ikelite@ikelite.com](mailto:ikelite@ikelite.com)  
[www.ikelite.com](http://www.ikelite.com)  
317-923-4523