


# Ikelite Digital Housing

supplemental instructions

for

#6240.14 Canon SD1400 IS / IXUS 130 / IXY 400F  
ULTRAcompact Digital Housing



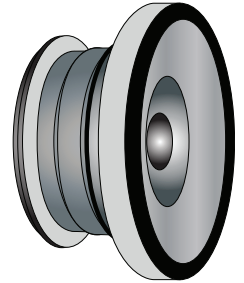
## Camera Setup

1. Set Camera Date and Time.
2. Use "P" Program mode.
3. Set White Balance to "AWB".
4. Set Meter to "Center-Weighted Avg.".
5. In Flash Settings, set Red-Eye Corr. & Red-Eye Lamp to "Off".
6. Set AF-assist Beam to "Off".
7. Set AF Frame to "Center" and AF Frame Size to "Normal".
8. Set Flash to "On" (Lightning Bolt).
9. Set Servo AF to "Off".
10. Set Review to "5 sec.".
11. Set ISO to 80.
12. Set IS Mode to "Shoot Only".

**NOTE:** If over-exposure occurs, back away from the subject and then zoom in as necessary.

## Ikelite W-20 Wide-Angle Conversion Lens #6420

An external wide angle conversion lens increases angle of coverage, so you can get closer to your subject while still fitting everything in the frame. Add an Ikelite W-20 or other 67mm wide-angle conversion lens to improve your angle of coverage in any shooting situation.



Moderate vignetting will occur at widest angle camera lens setting with these lenses.

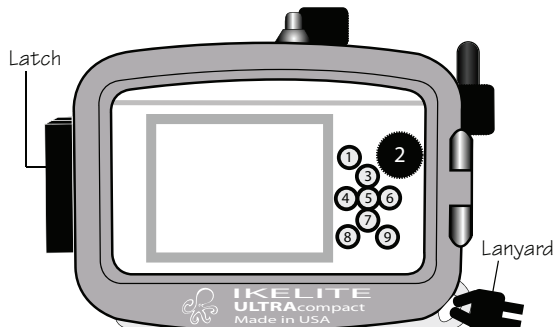
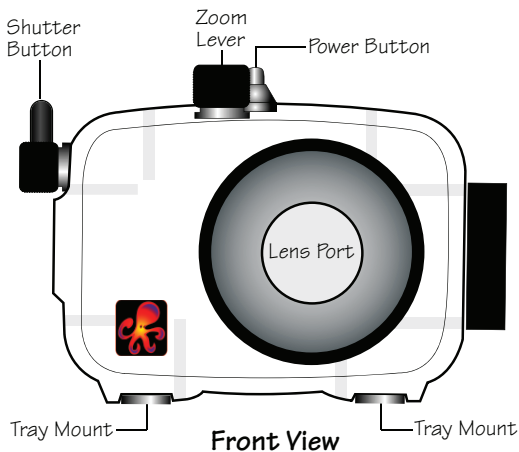
Zoom in slightly to eliminate, or crop the image in post-processing.

- 67mm close-up lenses, diopters, and macro lenses can be attached directly to the housing port.

- Bayonet mount lenses cannot be used with this housing.

2

## Housing Controls



- |                 |               |                  |
|-----------------|---------------|------------------|
| [1] Playback    | [4] Macro     | [7] Single Erase |
| [2] Mode Switch | [5] FUNC./SET | [8] Display      |
| [3] +/-         | [6] Flash     | [9] Menu         |

Back View

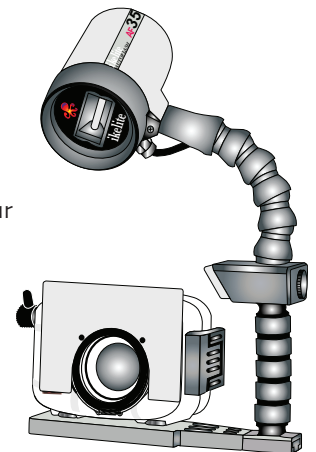
3

## AF35 Strobe Package #4035

The AutoFlash AF35 kit is a great compliment, and an effortless, affordable way to add a flash to your new Ikelite point-and-shoot camera system. Everything you need to get started is in the box. Just attach it to the bottom of your housing and start taking pictures!

### AF35 AutoFlash kit includes:

- AF35 strobe
- Flex arm
- AutoFlash sensor
- Handle with rubber grip
- Tray (single or dual)
- Mounting hardware



Go to [www.ikelite.com](http://www.ikelite.com) for complete strobe and accessory info.



Ikelite Underwater Systems  
50 W 33rd Street  
Indianapolis, IN 46208 USA

When returning products send "attn. Repair Dept."

"general questions" e-mail: [ikelite@ikelite.com](mailto:ikelite@ikelite.com)