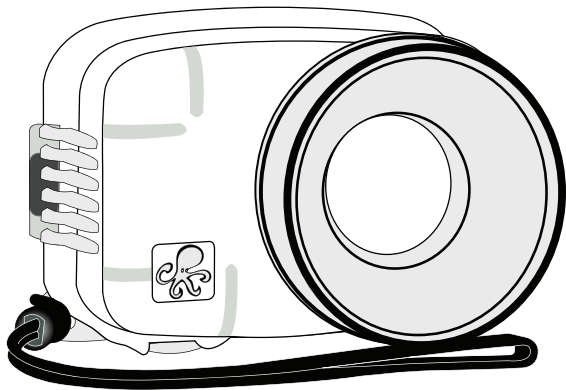




Digital Housing

Supplemental Instructions

6232.32 Olympus VR-320 / D-725

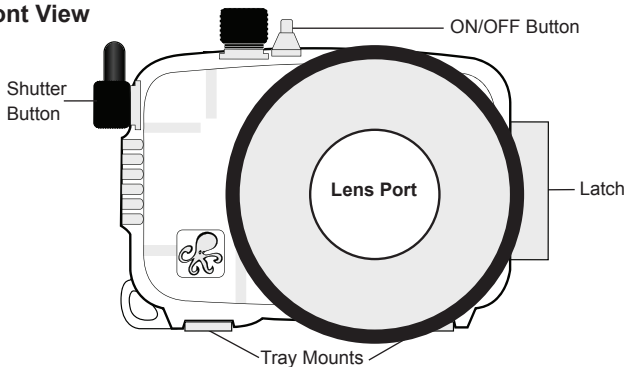


Size and Weight

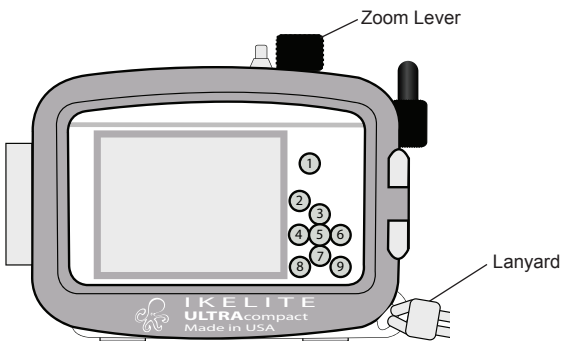
Width	6.2 in. (157mm) including controls
Height	4.5 in. (114mm) including controls
Depth	4.7 in. (119mm) including controls & lens port
Weight	1.6 lb. (730g)
Buoyancy	Slightly positive in freshwater

Parts of the Housing

Front View





Back View



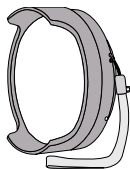
- | | |
|-------------------------------------|--------------------------|
| 1. Shooting Movies | 6. Right Arrow ► |
| 2. Switch between Playback/Shooting | 7. Erase 🗑️, ▼ |
| 3. Info, ▲ | 8. MENU Button |
| 4. Left Arrow ◀ | 9. ? Button (menu guide) |
| 5. OK Button ● | |

Initial Camera Settings (for most shooting situations)

- Fully charge camera battery.
- Insert and Format a compatible memory card (2 GB or higher recommended).
- Set Date and Time.
- Set Shooting Mode to “P” Program Auto.
- Set Flash to “Fill In” , NOT Redeye.
- Set Macro to . Flash will not fire in Super Macro mode.
- Set White Balance to “WB Auto.”
- Set ISO to “80.”
- Set Image Size to “14M.”
- Set Compression to “Normal.”
- Set AF Mode to “Spot.”
- Set Image Stabilizer to “On.”
- Set AF Illuminator to “Off.”
- Set Digital Zoom to “Off.”
 - If overexposure occurs, back away from the subject and zoom in.
 - A strobe focusing light is recommended to assist autofocus underwater.

WD-4 Wide-Angle Conversion Dome 6430.4

The removeable WD-4 corrects light refraction underwater, restoring the camera's original angle of coverage. Approximately 3/4 of the camera's zoom range can be used with the dome in place. Slight vignetting may occur at camera's widest angle setting.



External Macro Adaptor 9306.82

Allows attachment of 67mm threaded macro lenses from Inon and Epoque. NOT for use with 67mm threaded wide-angle lenses.



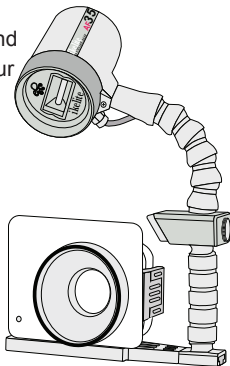
NOTE: Other wide-angle conversion or accessory lenses cannot be used with this housing.

AF35 Strobe Package #4035

The AutoFlash AF35 kit is a great compliment, and an effortless, affordable way to add a flash to your new Ikelite point and shoot camera system. Everything you need to get started is in the box. Just attach it to the bottom of your housing and start taking pictures!

AF35 AutoFlash kit includes:

AF35 strobe - Flex arm - AutoFlash sensor
Handle with rubber grip - Tray (single or dual)
Mounting hardware.



A full range of accessories is available to support your housing. Please visit http://www.ikelite.com/web_two/oly_vr320.html to see the most current information about recommended accessories for your housing.

Ikelite Technical Support

E-mail: ikelite@ikelite.com

Phone 317.923.4523

Fax 317.924.7988



Ikelite Underwater Systems
50 West 33rd Street
Indianapolis, IN 46208 USA

www.ikelite.com