


Ikelite Digital Housing

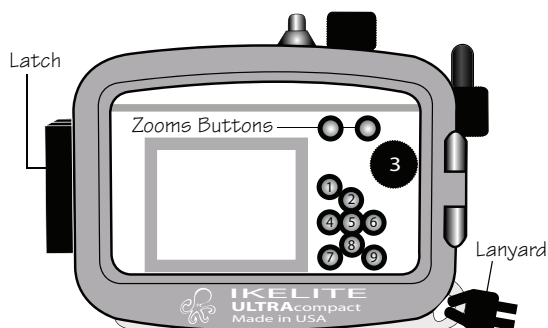
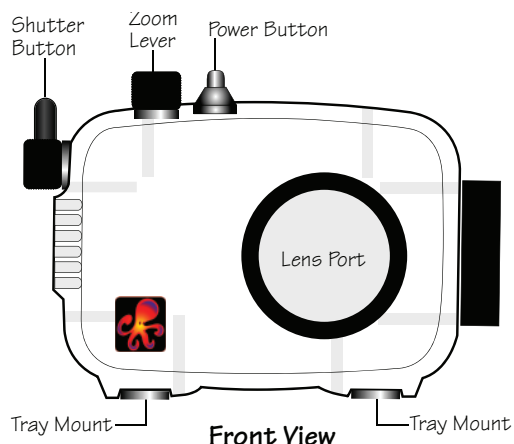
supplemental instructions

for

#6231.37 Olympus FE-370/X-880/C-575 ULTRAcompact Digital Housing



Housing Controls



- | | | |
|---------------|---------------------|----------------|
| [1] Display | [4] Macro | [7] Menu |
| [2] +/- | [5] OK/Func. Button | [8] Self-Timer |
| [3] Mode dial | [6] Flash | [9] Erase |

Back View

Camera Setup

1. Set Camera mode to "P".
2. Set flash to "FILL IN" (lightning bolt).
3. Set White Balance to "Auto".
4. Set Autofocus mode to "Spot".
5. Set ISO 64.

NOTE: If over-exposure occurs, back away from the subject and then zoom in as necessary. This will normally cause an increase in shutter speed and a smaller aperture setting.

Flash Diffuser

A flash diffuser (included with housing) clips over the back of the lens port and should be attached when using the internal camera flash. The diffuser is translucent.

Flash Deflector

A flash deflector (included with housing) clips over the back of the lens port and should be attached when using external strobes. The deflector is identical to the diffuser, but it is opaque.

Ikelite W-20 Wide-Angle Conversion Lens #6420

Your housing port has 67mm threads inside it's outer lip. Add an Ikelite W-20 or other 67mm wide-angle lenses for increased color and clarity in any condition. The 67mm Ikelite W-20 wide angle conversion lens increases angle of coverage so you can get much closer to your subject while still fitting everything in the frame.

NOTE: Slight vignetting may occur at widest angle camera lens setting. Zoom in slightly to eliminate, or crop the image in post-processing.

Bayonet mount accessory lenses CANNOT be used.

AF35 Strobe Package #4035

The AutoFlash AF35 kit is a great compliment, and an effortless, affordable way to add a flash to your new Ikelite point-and-shoot camera system. Everything you need to get started is in the box. Just attach it to the bottom of your housing and start taking pictures!

AF35 AutoFlash kit includes:

- AF35 strobe
- Flex arm
- AutoFlash sensor
- Handle with rubber grip
- Tray (single or dual)
- Mounting hardware



Strobe Compatibility Note:

The DS-200 Substrobe is NOT compatible with this camera system. Compatible strobes include the AF35, DS-51, DS-125, and DS-160.

Go to www.ikelite.com for complete strobe and accessory info.

Ikelite Underwater Systems
50 W 33rd Street
Indianapolis, IN 46208 USA

When returning products send "attn. Repair Dept."

"general questions" e-mail: ikelite@ikelite.com
www.ikelite.com
317-923-4523