


Ikelite Digital Housing

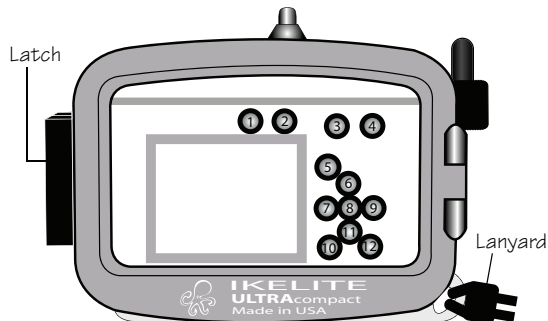
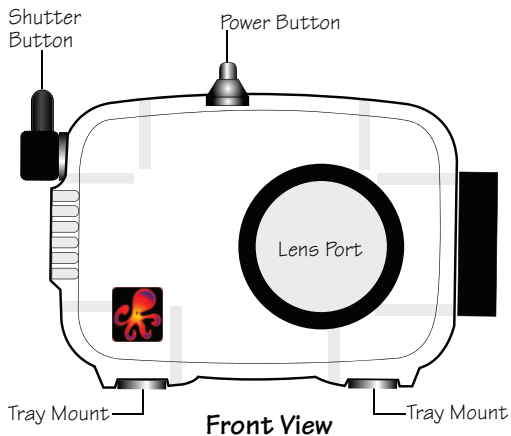
supplemental instructions

for

#6231.36 Olympus FE-360/X-875/C-570 ULTRAccompact Digital Housing



Housing Controls



- | | | | |
|---------------|--------------------|--------------|-----------------|
| [1] Shooting | [4] Zoom Telephoto | [7] Macro | [10] Menu |
| [2] Playback | [5] Display | [8] Ok/Func. | [11] Self-Timer |
| [3] Zoom Wide | [6] +/- | [9] Flash | [12] Erase |

Back View

Camera Setup

1. Set Camera mode to "P".
2. Set flash to "FILL IN" (lightning bolt).
3. Set White Balance to "Auto".
4. Set image resolution to "8m-Fine".
5. Set ISO 64.

NOTE: If over-exposure occurs, back away from the subject and then zoom in as necessary. This will normally cause an increase in shutter speed and a smaller aperture setting.

Ikelite W-20 Wide-Angle Conversion Lens #6420.46

Your new Ikelite housing features a 46mm threaded port for attachment of external 46mm accessory wet lenses such as the Ikelite 46mm W-20 lens #6420.46. This lens is recommended and does not vignette at widest angle setting.

External wide angle conversion lenses increase angle of coverage, so you can get much closer to your subject while still fitting everything in the frame. Add the Ikelite W-20 or other wide-angle lenses with an Ikelite accessory port adapter for increased angle of coverage, color, and clarity.

NOTE: Slight vignetting may occur at widest angle camera lens setting with some conversion lenses. Zoom in slightly to eliminate, or crop the image in post-processing.

#9306.81 67mm Threaded Adaptor

Allows attaching Ikelite W-20, Epoque, and Type II Inon screw-on lenses with 67mm threads. Includes larger size removable flash deflector.

#9306.79 Bayonet Mount Adaptor

Allows attaching of the Inon UWL-105AD bayonet style lenses. Includes larger size removable flash deflector. Vignetting will occur at wide angle settings with these lenses. Zoom in or crop the image to eliminate vignetting.

AF35 Strobe Package #4035

The AutoFlash AF35 kit is a great compliment, and an effortless, affordable way to add a flash to your new Ikelite point-and-shoot camera system. Everything you need to get started is in the box. Just attach it to the bottom of your housing and start taking pictures!

AF35 AutoFlash kit includes:

- AF35 strobe
- Flex arm
- AutoFlash sensor
- Handle with rubber grip
- Tray (single or dual)
- Mounting hardware



Go to www.ikelite.com for complete strobe and accessory info.

Ikelite Underwater Systems
50 W 33rd Street
Indianapolis, IN 46208 USA

When returning products send "attn. Repair Dept."

"general questions" e-mail: ikelite@ikelite.com
www.ikelite.com
317-923-4523