

Ikelite Digital Housing

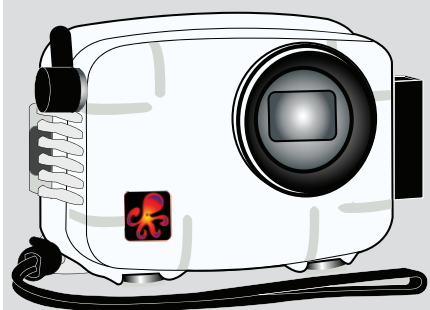
supplemental instructions

for

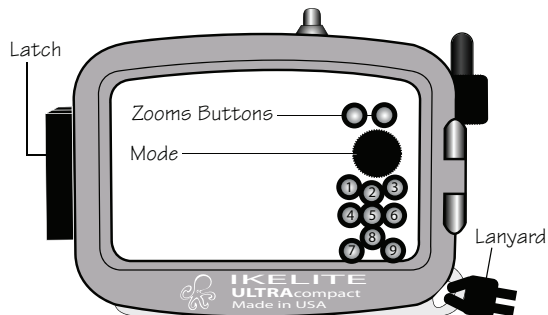
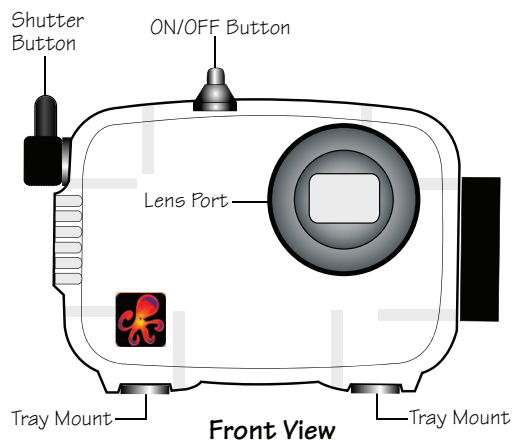
#6230.60 Olympus Stylus Tough-6000, mju Tough-6000

#6230.80 Olympus Stylus Tough-8000, mju Tough 8000

ULTRAccompact Digital Housing



Housing Controls



- | | | |
|---------------------|--------------------|-----------------------|
| [1] Menu Button | [4] Macro Mode | [7] Display Button |
| [2] Exposure Comp. | [5] OK/Func Button | [8] Self-Timer |
| [3] Playback Button | [6] Flash Button | [9] Tap Control/Erase |

Back View

Camera Setup

1. Set camera to "P" mode (camera icon).
2. Set ISO to 64 or lowest numerical setting option.
3. Set camera to Macro Mode (not Super Macro).
4. Set White Balance to "Auto".
5. Set Flash to "Fill In" (lightning bolt displayed).

NOTES:

- Camera will focus far away even if Macro Mode is on. It is best to leave Macro Focus on. You can back away from the subject and zoom in to avoid over-exposure if necessary.
- Flash does not work in Super-Macro mode.

Battery Warning

Turn the camera on before placing it in the housing to make sure the battery was installed correctly.

Ikelite W-20 Wide-Angle Conversion Lens #6420

For increased angle of coverage, color, and clarity, add the Ikelite W-20 #6420, or other 67mm wide-angle conversion lenses. Ikelite 67mm Threaded Port Adapter #9306.78 is required to attach 67mm conversion lenses to the housing port.

#9306.78 67mm Threaded Port Adapter

Allows attaching Ikelite W-20 Wide-Angle Conversion Lens #6420 with 67mm threads. Also allows attachment of Epoque, Type II Inon screw-on lenses, and macro lenses or diopters with 67mm threads. Includes larger size removable flash deflector.

#9306.85 Bayonet Port Adapter

Allows attaching INON UWL-105 AD, UWL-100 28AD, and UFL-165AD bayonet mount lenses.

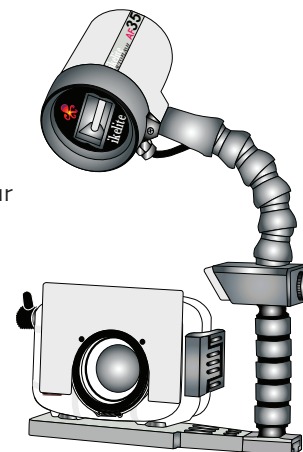
NOTE: Slight edge softness around the picture edges is normal in some situations with Conversion Lenses. Vignetting can occur with the camera in it's widest angle setting. Zoom in to eliminate.

AF35 Strobe Package #4035

The AutoFlash AF35 kit is a great compliment, and an effortless, affordable way to add a flash to your new Ikelite point-and-shoot camera system. Everything you need to get started is in the box. Just attach it to the bottom of your housing and start taking pictures!

AF35 AutoFlash kit includes:

- AF35 strobe
- Flex arm
- AutoFlash sensor
- Handle with rubber grip
- Tray (single or dual)
- Mounting hardware



Go to www.ikelite.com for complete strobe and accessory info.



Ikelite Underwater Systems
50 W 33rd Street
Indianapolis, IN 46208 USA

When returning products send "attn. Repair Dept."

"general questions" e-mail: ikelite@ikelite.com
www.ikelite.com
317-923-4523