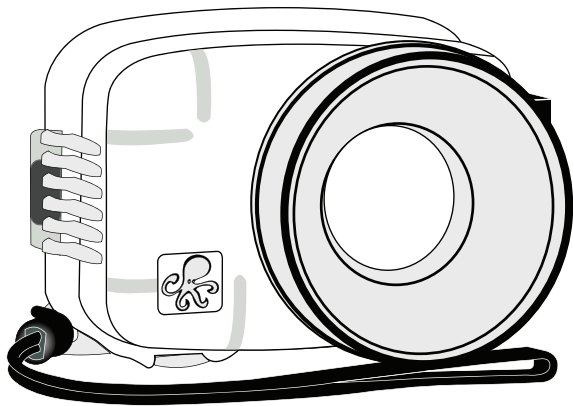




Digital Housing

Supplemental Instructions

6214.08 Sony DSC-WX80

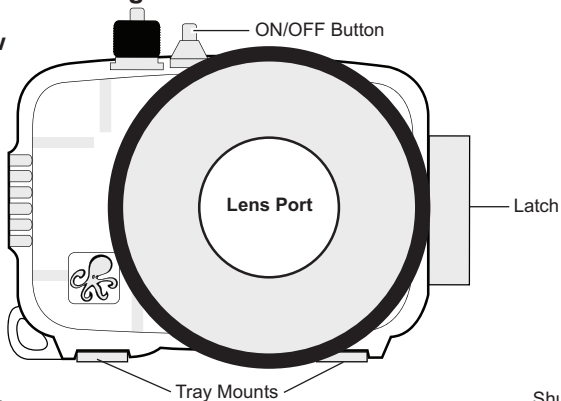


Size and Weight

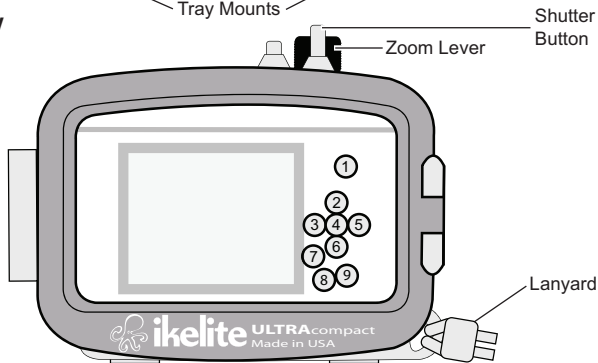
Width	5.8 in. (147mm) including controls
Height	4.6 in. (117mm) including controls
Depth	4.4 in. (112mm) including controls & lens port
Weight	1.5 lb (680g)
Buoyancy	Slightly positive in freshwater

Parts of the Housing

Front View



Back View



- | | | |
|-----------------------|----------------|----------------|
| 1. Movie Button | 4. Set | 7. MENU Button |
| 2. DISP | 5. Flash | 8. Delete |
| 3. Shooting Settings | 6. Self-timer | 9. Playback |

Note: No control is provided for the Mode Switch or Control Wheel. Use the Movie Button to switch between shooting modes.

Initial Camera Settings (before placing camera in housing)

- Insert and Format a high capacity SD or SDHC memory card.
- Set Date and Time.
- Set REC Mode to “P” Program Auto.
- Set Still Image Size to “16M.”
- Set ISO to “200.”
- Set White Balance to “WB Auto.”
- Set Focus to “Center AF.”
- Set Metering Mode to “Center.”
- Set Smile Shutter to “Off.”
- Set Movie Quality to “FH” and Still Image Size to “12M.”
- Set Movie SteadyShot to “ACT.”
- Set AF Illuminator to “Off.”
- Set Digital Zoom to “Off.”
- Set Red-Eye Reduction and Blink Alert to “Off.”
- Set Flash to “On ⚡ Always use flash.”

NOTE: If overexposure occurs, use “-” exposure compensation “EV” and/or back away from your subject and zoom in. When using an AF35 strobe or manual controller, turn the power down.

WD-4 Wide-Angle Conversion Dome 6430.4

The removeable WD-4 corrects light refraction underwater, restoring the camera’s original angle of coverage. Approximately 3/4 of the camera’s zoom range can be used with the dome in place. Slight vignetting may occur at camera’s widest angle setting.



External Macro Adaptor 9306.82

Allows attachment of 67mm threaded macro lenses from Inon and Epoque. NOT for use with 67mm threaded wide-angle lenses.



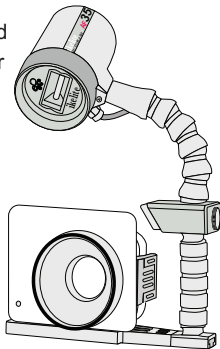
Note: Other wide angle conversion or accessory lenses cannot be used with this housing.

AF35 Strobe Package 4035

The AutoFlash AF35 kit is a great compliment, and an effortless, affordable way to add a flash to your new Ikelite point and shoot camera system. Everything you need to get started is in the box. Just attach it to the bottom of your housing and start taking pictures!

AF35 AutoFlash kit includes:

AF35 strobe - Flex arm - AutoFlash sensor
Handle with rubber grip - Tray (single or dual)
Mounting hardware.



A full range of accessories is available to support your housing. Please visit <http://www.ikelite.com> to see the most current information about recommended accessories for your housing.

Customer Support

Please read the troubleshooting section of the "Instruction Manual" before contacting Ikelite.



Ikelite Underwater Systems
50 West 33rd Street
Indianapolis, IN 46208 USA

www.ikelite.com

© 2013 Ikelite Underwater Systems

6214.08_Sony_DSC-WX80_1-0713