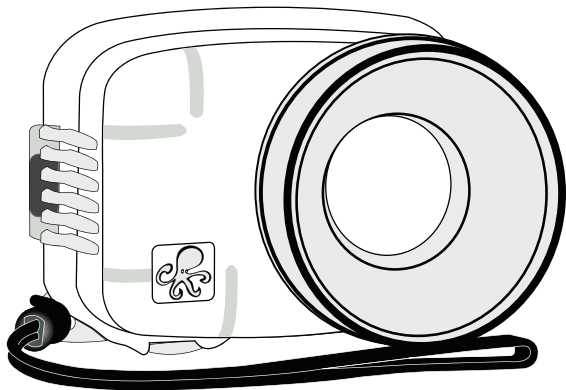




Digital Housing

Supplemental Instructions

6211.05 Sony DSC-HX5, HX5V, H55

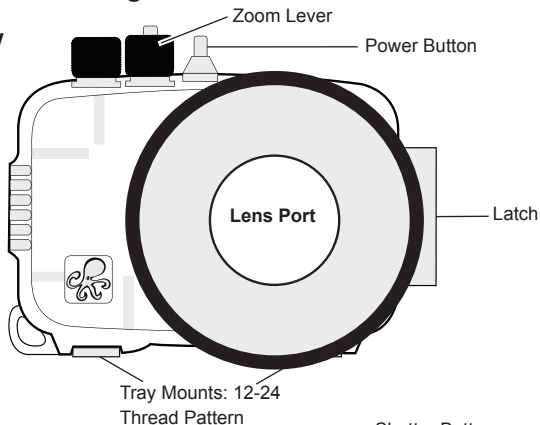


Size and Weight

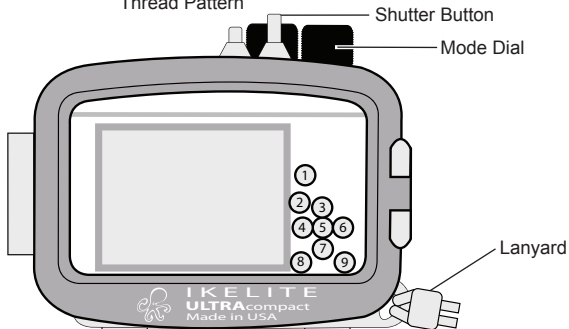
Width	5.9 in. (150mm) including controls
Height	4.6 in. (117mm) including controls
Depth	4.7 in. (119mm) including controls & lens port
Weight	1.6 lb. (730g)
Buoyancy	Near Neutral in freshwater

Parts of the Housing

Front View



Back View






1. Movie Button (HX5 only)

2. Playback Button 

3. Display, 

4. Smile, 

5. Set Button, 


6. Flash  , 

7. Self-timer, 

8. MENU Button

9. Delete 

Initial Camera Settings

- Install a fully charged camera battery.
- Insert and format a compatible memory card.
- Set Date and Time.
- Set Mode Dial to “M” Manual Mode. Set shutter speed to 1/60th second or 1/125th second for fast moving subjects. Adjust aperture setting accordingly to suit your shooting environment. “P” Program Auto mode can also be used but you may overexpose close-up subjects. Other “still” shooting modes are not recommended.
- Set White Balance to “WB-AUTO”.
- Set Metering Mode to “Center”.
- Set ISO to “80” (H55) or “125” (HX5).
- Set Flash to forced ON (flash always fires) “.
- Set Focus to “Center AF”.

Notes: If overexposure occurs, adjust the “EV” setting, use the “M” manual mode and adjust aperture accordingly, or back away from the subject and zoom in.

- A strobe focusing light is recommended to assist autofocus underwater.

WD-4 Wide-Angle Conversion Dome 6430.4

The removeable WD-4 corrects light refraction underwater, restoring the camera’s original angle of coverage. Approximately 3/4 of the camera’s zoom range can be used with the dome in place. Slight vignetting may occur at camera’s widest angle setting.



External Macro Adaptor 9306.82

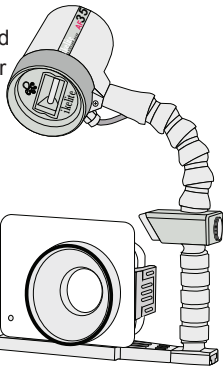
Allows attachment of 67mm threaded macro lenses from Inon and Epoque. NOT for use with 67mm threaded wide-angle lenses.



Note: Other wide-angle conversion or accessory lenses cannot be used with this housing.

AF35 Strobe Package #4035

The AutoFlash AF35 kit is a great compliment, and an effortless, affordable way to add a flash to your new Ikelite point and shoot camera system. Everything you need to get started is in the box. Just attach it to the bottom of your housing and start taking pictures!



AF35 AutoFlash kit includes:

AF35 strobe - Flex arm - AutoFlash sensor
Handle with rubber grip - Tray (single or dual)
Mounting hardware.

A full range of accessories is available to support your housing. Please visit http://www.ikelite.com/web_two/sony_hx5.html to see the most current information about recommended accessories for your housing.

Ikelite Technical Support

E-mail: ikelite@ikelite.com
Phone 317.923.4523
Fax 317.924.7988



Ikelite Underwater Systems
50 West 33rd Street
Indianapolis, IN 46208 USA

www.ikelite.com

6211.05_Sony_DSC-HX5_HX5V_H55_2-1011