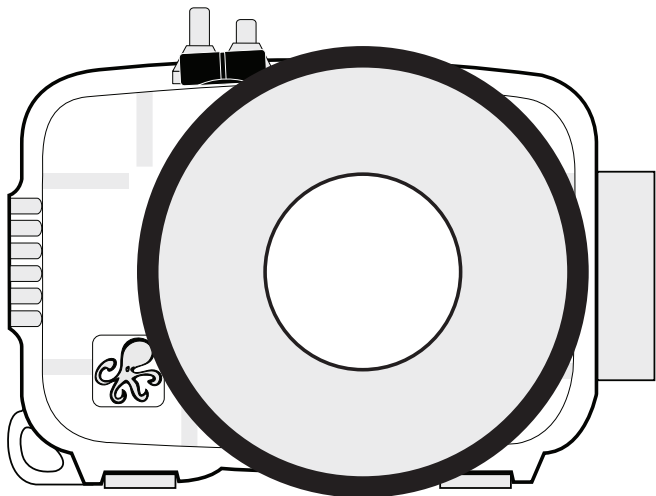




Digital Housing

Supplemental Instructions

6210.83 Sony DSC-W830



Thank you for your purchase of Ikelite equipment. Please read the "Instruction Manual" and "Supplemental Instructions" completely before attempting to operate or dive with this product.

Housing Specifications

Controls	All camera functions
Width	5.8 in (147 mm) including controls
Height	4.6 in (117 mm) including controls
Depth	4.5 in (114 mm) including controls
Weight	1.5 lb (680 g)
Buoyancy.....	Slightly positive in freshwater
Depth Rating	200 ft (60 m)
Built-in Flash	Yes
Strobe Connection.....	Fiber Optic or Slave
Tray Mounting	12-24 thread with 3 in spacing (76 mm)
Main O-Ring	0132.45
Port O-Ring	0103
Port Outer Diameter	3.9 in (99 mm)
46mm Acc. Lenses	No
67mm Acc. Lenses	Macro lenses only with 9306.82 Macro Adapter
Bayonet Mount Lenses	No
WD-4 Wide Angle Dome ..	Yes

What's in the Box

Housing

Port Cover 0200.08

Vinyl Break-away Safety Lanyard 0321.10

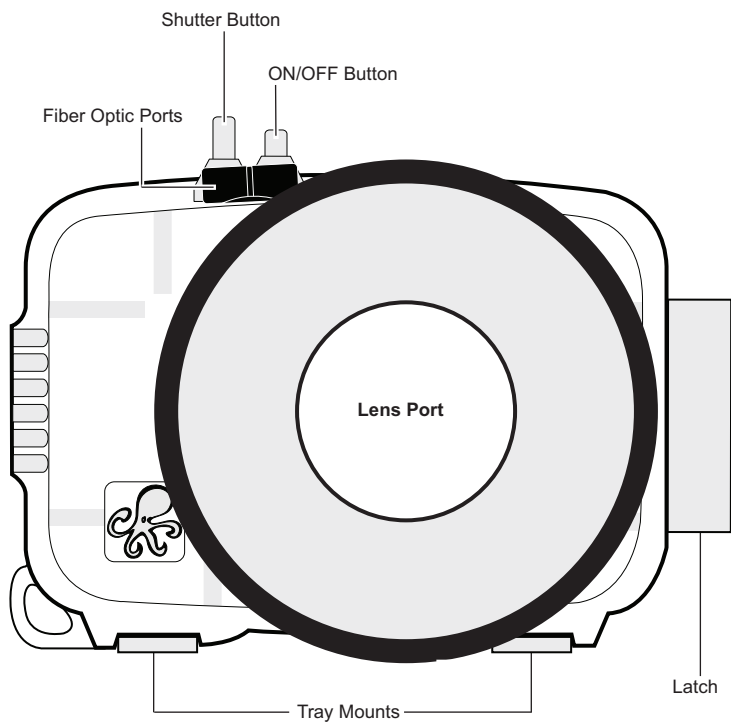
Silicone Lubricant 0184.1

Flash Diffuser

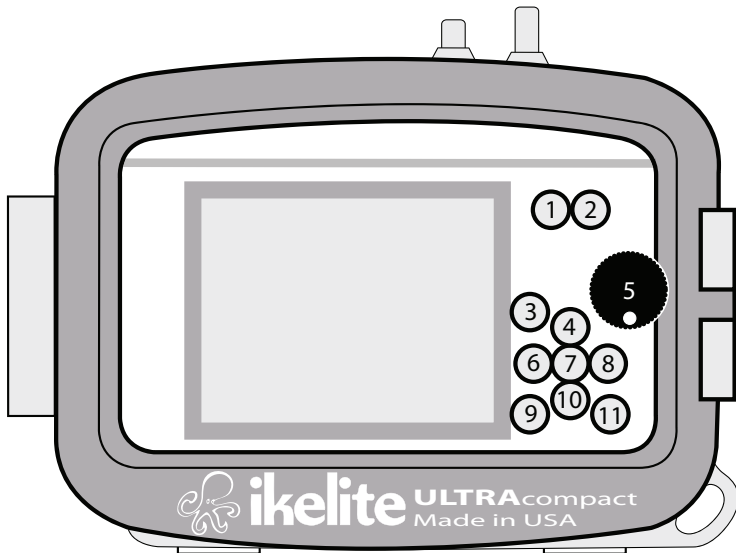
Flash Deflector








Extra Control Tips/Sleeves

Parts of the Housing - Front View







Parts of the Housing - Back View



1. W/T Zoom Button (Wide)
2. W/T Zoom Button (Telephoto)
3.  Playback Button
4.  Up / DISP Display Button
5. Mode Switch
6.  Left / Smile Button
7.  Set Button
8.  Right / Flash Button
9. **MENU** Button
10.  Down / Self-timer Button
11.  Delete Button

Initial Camera Settings (before placing camera in housing)

- Insert fully charged camera battery and turn camera on.
- Set Mode Switch to .
- **In MENU:**
 - Set Rec Mode to “P” Program Auto. The shutter speed will be locked at 1/30th second when the flash is activated.
 - Set Still Image Size to “4:3(20M).”
 - Set ISO to “200.”
 - Set White Balance to WB/Auto. For best results, manually set white balance for each working depth using  SET “One Push Set.”
 - Set Focus to “Center AF” and Metering Mode to “Center.”
 - Set Face Detection to “Off.”
 - Set DRO to DRO STD.”
- **In  MENU:**
 - Set Movie Format to “AVCHD”.
 - Set AF Illuminator to “Off.”
 - Set Digital Zoom and Red Eye Reduction to “Off.”
 - Set Monitor Brightness to 5 “Bright.”
 - Set Disp. Resolution to “Standard.”
 - Set Power Save to “Off.”
 - Insert and format an SD memory card.
 - Set Area, Date and Time.
- Set flash function to “On”  Always use flash.
- * All menu functions not listed should be set to the user's preference.

Housing Accessories

WD-4 Wide-Angle Conversion Dome 6430.4

The removeable WD-4 corrects light refraction underwater, restoring the camera's original angle of coverage. Approximately 3/4 of the camera's zoom range can be used with the dome in place. Slight vignetting may occur at camera's widest angle setting.



External Macro Adaptor 9306.82

Allows attachment of 67mm threaded macro lenses from Inon and Epoque. NOT for use with 67mm threaded wide-angle lenses.

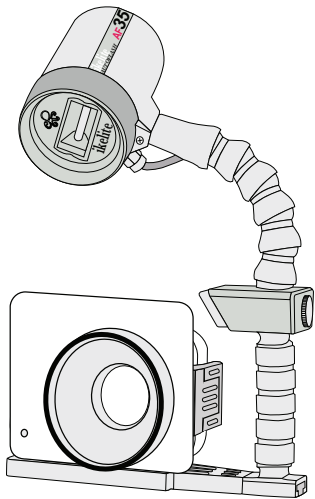


Note: Other wide angle conversion or accessory lenses cannot be used with this housing.

AF35 Strobe Package 4035

The AutoFlash AF35 kit is a great compliment, and an effortless, affordable way to add a flash to your new Ikelite point and shoot camera system. Everything you need to get started is in the box. Just attach it to the bottom of your housing and start taking pictures!

The AF35 Strobe Package is available to support your housing along with a full range of accessories. Please visit www.ikelite.com to see the most current information about recommended accessories for your housing.



Customer Support

Please read the troubleshooting section of the “Instruction Manual” before contacting Ikelite.

Limited Warranty

This Ikelite product is warranted against any manufacturing defects for a period of one (1) year from the original date of purchase. Defective products should be returned to Ikelite postage paid. Ikelite will, at its sole discretion, repair or replace such products, and will return to customer postage paid. All other claims of any nature are not covered. Except as mentioned above, no other warranty expressed or implied applies to this Ikelite product.



**Ikelite Underwater Systems
50 West 33rd Street
Indianapolis, IN 46208 USA**

www.ikelite.com

© 2014 Ikelite Underwater Systems

6210.83_Sony_W830_1-0814