


# Ikelite Digital Housing

supplemental instructions

for

#6210.37 Sony W370  
ULTRAccompact Digital Housing



## Initial Camera Setup

1. Use "P" Exposure Mode.
2. Set ISO to "80"
3. Set Red-eye reduction to "off".
4. Set Metering Mode to "Center".
5. Set Focus Point to "Center AF".
6. Set White Balance to "Auto".
7. Set Flash to "On-Always use flash".

**NOTE:** If over-exposure occurs when shooting close subjects, you can back away from the subject and then zoom in. Additional exposure adjustments can be made using "EV" settings in the camera menu.

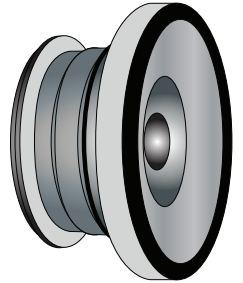
## Battery Warning:

Camera battery can be installed incorrectly which results in the camera not powering up. Check camera operation before placing in housing.

## Ikelite W-20 Wide-Angle Conversion Lens #6420

An external wide angle conversion lens increases angle of coverage, so you can get closer to your subject while still fitting everything in the frame. Add an Ikelite W-20 or other 67mm wide-angle conversion lens to improve your angle of coverage in any shooting situation.

Slight vignetting can occur at widest angle camera lens setting with these lenses. Zoom in slightly to eliminate, or crop the image in post-processing.

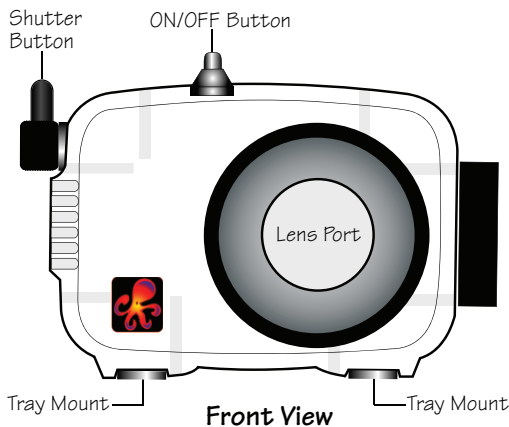


- 67mm close-up lenses, diopters, and macro lenses can be attached directly to the housing port.

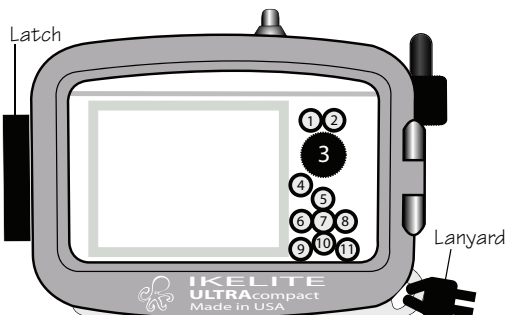
- Bayonet mount lenses cannot be used with this housing.

2

## Housing Controls



Front View



- |                    |                   |                 |
|--------------------|-------------------|-----------------|
| [1] Zoom-Wide      | [5] Display       | [9] Menu        |
| [2] Zoom-Telephoto | [6] Smile         | [10] Self-Timer |
| [3] Mode Dial      | [7] Center Button | [11] Delete     |
| [4] Playback       | [8] Flash         |                 |

Back View

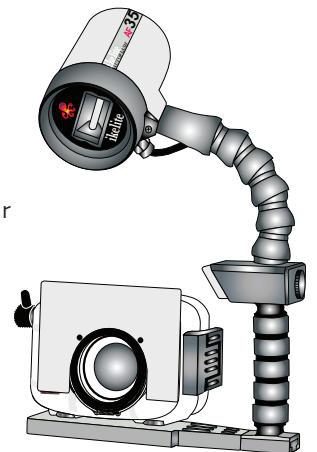
3

## AF35 Strobe Package #4035

The AutoFlash AF35 kit is a great compliment, and an effortless, affordable way to add a flash to your new Ikelite point-and-shoot camera system. Everything you need to get started is in the box. Just attach it to the bottom of your housing and start taking pictures!

### AF35 AutoFlash kit includes:

- AF35 strobe
- Flex arm
- AutoFlash sensor
- Handle with rubber grip
- Tray (single or dual)
- Mounting hardware



Go to [www.ikelite.com](http://www.ikelite.com) for complete strobe and accessory info.



Ikelite Underwater Systems  
50 W 33rd Street  
Indianapolis, IN 46208 USA

When returning products send "attn. Repair Dept."

"general questions" e-mail: [ikelite@ikelite.com](mailto:ikelite@ikelite.com)  
[www.ikelite.com](http://www.ikelite.com)