

# Ikelite Digital Housing


supplemental instructions

for

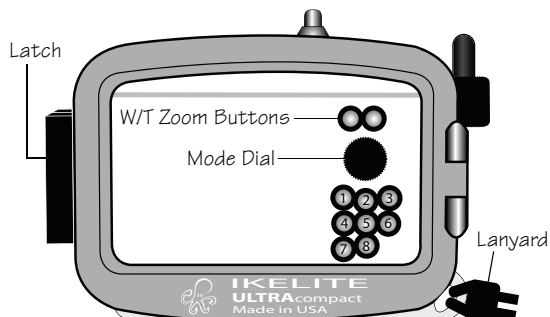
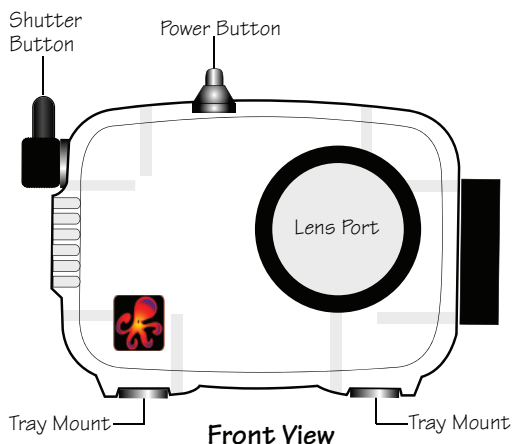
#6210.12 Sony W110/120/130 ULTRACompact Dig. Housing

#6210.15 Sony W150/170 ULTRACompact Digital Housing

#6210.30 Sony W300 ULTRACompact Digital Housing



## Housing Controls



- |             |                    |                |
|-------------|--------------------|----------------|
| [1] Menu    | [4] Macro          | [7] Playback   |
| [2] Display | [5] Center Control | [8] Self-Timer |
| [3] HOME    | [6] Flash          |                |

Back View

## Camera Setup (Sony W120, W130, W150, W170, W300)

1. Set ISO to "80"
2. Use "P" Exposure Mode. Use "M" mode for the W300.
3. For W300, set higher F-stop number which ranges from F8-F16.

**NOTE:** Camera will focus far away even if Macro Mode is on. You can back away from the subject and zoom in to avoid over-exposure if necessary.

## Ikelite W-20 Wide-Angle Conversion Lens #6420.46

Your new Ikelite housing (except W150/W170) features a 46mm threaded port for attachment of external 46mm accessory wet lenses such as the Ikelite 46mm W-20 lens #6420.46. External wide angle conversion lenses increase angle of coverage, so you can get much closer to your subject while still fitting everything in the frame.

**W150/W170 NOTE:** 67mm thread conversion lenses can be attached directly to the W150/W170 housing lens port. No adaptor is needed. Bayonet mount lenses will not attach to the larger W150/W170 lens port.

**#9306.81 67mm Threaded Adaptor** (except W150/W170)  
Allows attaching Ikelite W-20, Epoque, Type II Inon, and macro screw-on lenses with 67mm threads. Includes larger size removable flash deflector. Needed for W120, W130, and W300 housings.

**#9306.79 Bayonet Mount Adaptor**  
Allows attaching of the Inon UWL-105AD, UFL-165AD, UWL-100AD, and macro bayonet style lenses. Includes larger size removable flash deflector. Needed for W120, W130, and W300 housings.

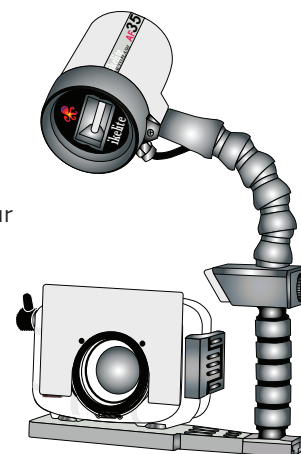
**NOTE:** Slight vignetting may occur at widest angle camera lens setting when using the W-20 or other wide-angle conversion lenses. Zoom in slightly to eliminate, or crop the image in post-processing.

## AF35 Strobe Package #4035

The AutoFlash AF35 kit is a great compliment, and an effortless, affordable way to add a flash to your new Ikelite point-and-shoot camera system. Everything you need to get started is in the box. Just attach it to the bottom of your housing and start taking pictures!

### AF35 AutoFlash kit includes:

- AF35 strobe
- Flex arm
- AutoFlash sensor
- Handle with rubber grip
- Tray (single or dual)
- Mounting hardware



## Strobe Compatibility Note:

The DS-200 Substrobe is NOT compatible with this camera system. Compatible strobes include the AF35, DS-51, DS-125, and DS-160.

Go to [www.ikelite.com](http://www.ikelite.com) for complete strobe and accessory info.

Ikelite Underwater Systems  
50 W 33rd Street  
Indianapolis, IN 46208 USA

When returning products send "attn. Repair Dept."

"general questions" e-mail: [ikelite@ikelite.com](mailto:ikelite@ikelite.com)  
[www.ikelite.com](http://www.ikelite.com)  
317-923-4523