


# Ikelite Digital Housing

supplemental instructions

for

#6210.05 Sony WX5  
ULTRAccompact Digital Housing



## Initial Camera Setup

- Set Shooting Mode to "P" Program Auto.
- Set Image Size to "12M".
- Set ISO to "125".
- Set White Balance to "Auto".
- Set Focus to "Center AF".
- Set Metering Mode to "Center".
- Set White Balance to "Auto".
- Set Flash to "On - always use flash".
- Set Blink Alert to "Off".
- Set AF Illuminator to "Off".
- Do not use Red-eye reduction.

**NOTE:** If over-exposure occurs when shooting close subjects, you can back away from the subject and then zoom in.

## Ikelite W-20 Wide-Angle Conversion Lens #6420.46

Your new Ikelite housing features a 46mm threaded port for attachment of external 46mm accessory wet lenses such as the Ikelite 46mm W-20 lens #6420.46.

### #9306.81 67mm Threaded Adaptor

Allows attaching Ikelite W-20, Epoque, and Type II Inon screw-on lenses with 67mm threads. Includes larger size removable flash deflector.

### #9306.79 Bayonet Mount Adaptor

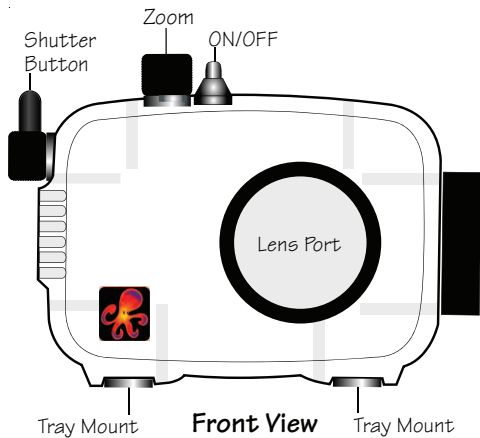
Allows attaching of the Inon UWL-105AD, UFL-165AD, UWL-100AD, and macro bayonet style lenses. Includes larger size removable flash deflector.



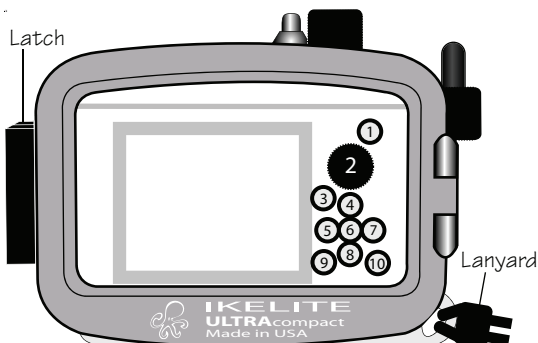
**NOTE:** Moderate to extreme vignetting will occur at widest angle camera lens setting with the listed conversion lenses. Zoom in to eliminate, or crop the image in post-processing. Also, slight edge softness around the picture edges in some situations is normal.

2

## Housing Controls



Front View



Back View

- |               |                   |                |
|---------------|-------------------|----------------|
| [1] Movie     | [4] Display       | [7] Flash      |
| [2] Mode Dial | [5] Smile         | [8] Self-timer |
| [3] Playback  | [6] Center Button | [9] Menu       |
|               |                   | [10] Delete    |

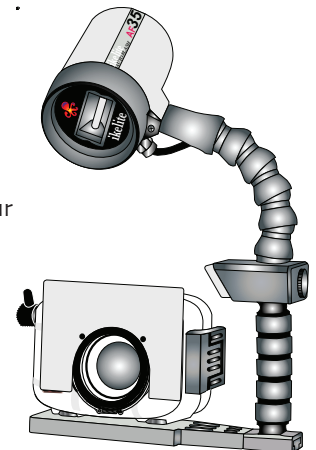
3

## AF35 Strobe Package #4035

The AutoFlash AF35 kit is a great compliment, and an effortless, affordable way to add a flash to your new Ikelite point-and-shoot camera system. Everything you need to get started is in the box. Just attach it to the bottom of your housing and start taking pictures!

### AF35 AutoFlash kit includes:

- AF35 strobe
- Flex arm
- AutoFlash sensor
- Handle with rubber grip
- Tray (single or dual)
- Mounting hardware



Go to [www.ikelite.com](http://www.ikelite.com) for complete strobe and accessory info.



Ikelite Underwater Systems  
50 W 33rd Street  
Indianapolis, IN 46208 USA

When returning products send "attn. Repair Dept."

"general questions" e-mail: [ikelite@ikelite.com](mailto:ikelite@ikelite.com)  
[www.ikelite.com](http://www.ikelite.com)