


# Ikelite Digital Housing

## supplemental instructions

for

### #6210.01 Sony WX1 ULTRAccompact Digital Housing




### Camera Setup

1. Use "P" Exposure Mode.
2. Set ISO to "160".
3. Set Red-eye reduction to "OFF".
4. Set Metering Mode to "Center".
5. Set Focus Point to "Center AF".
6. Set White Balance to "Auto".
7. Set Flash to "On - Always use flash".
8. Set Steady Shot to "Shooting".
9. Set AF Illuminator to "Off".

**NOTE:** If over-exposure occurs when shooting close subjects, you can back away from the subject and then zoom in.

### Ikelite W-20 Wide-Angle Conversion Lens #6420

Your new Ikelite housing features a 67mm threaded port for attachment of external 67mm accessory wet lenses such as the Ikelite 67mm W-20 lens #6420. External wide angle conversion lenses increase angle of coverage, so you can get closer to your subject while still fitting everything in the frame.



Ikelite W-20 Lens

**NOTE:** Moderate vignetting will occur at widest angle camera lens setting with wide-angle conversion lenses. Zoom in to eliminate, or crop the image in post-processing. Also, slight edge softness around the edges in some situations is normal.

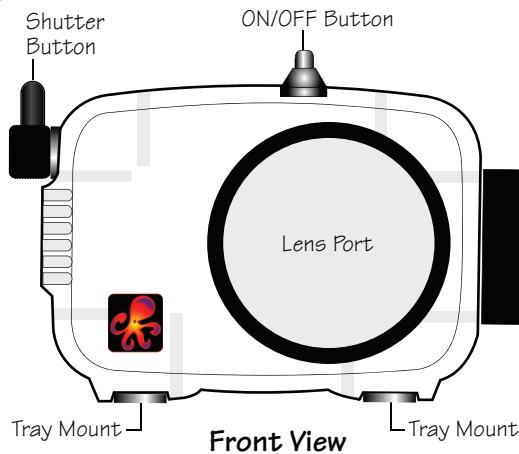
- Bayonet mount conversion lenses cannot be used with this housing.

### Housing Controls

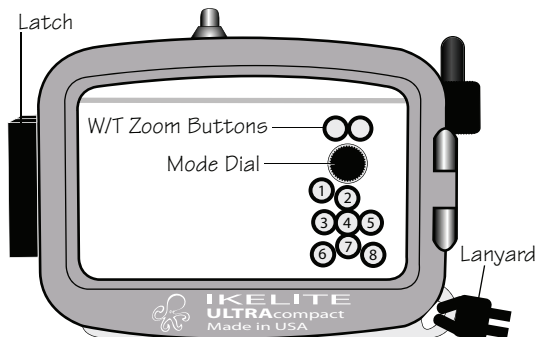
All camera controls accessed through the housing except the Burst/Bracket button. These functions can be accessed through the camera menu instead.

2

### Housing Controls (cont.)



Front View



Back View

- |              |                   |                   |
|--------------|-------------------|-------------------|
| [1] Playback | [4] Center Button | [7] Self-Timer    |
| [2] Display  | [5] Flash         | [8] Delete Button |
| [3] Macro    | [6] Menu          |                   |

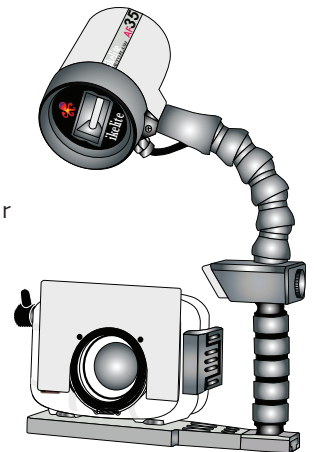
3

### AF35 Strobe Package #4035

The AutoFlash AF35 kit is a great compliment, and an effortless, affordable way to add a flash to your new Ikelite point-and-shoot camera system. Everything you need to get started is in the box. Just attach it to the bottom of your housing and start taking pictures!

#### AF35 AutoFlash kit includes:

- AF35 strobe
- Flex arm
- AutoFlash sensor
- Handle with rubber grip
- Tray (single or dual)
- Mounting hardware



Go to [www.ikelite.com](http://www.ikelite.com) for complete strobe and accessory info.



Ikelite Underwater Systems  
50 W 33rd Street  
Indianapolis, IN 46208 USA

When returning products send "attn. Repair Dept."

"general questions" e-mail: [ikelite@ikelite.com](mailto:ikelite@ikelite.com)  
[www.ikelite.com](http://www.ikelite.com)