

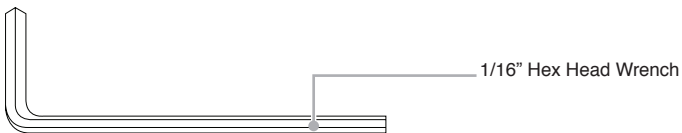
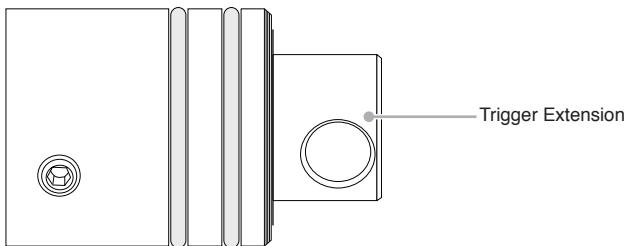


Shutter Trigger Extension

Product Number 4077.93

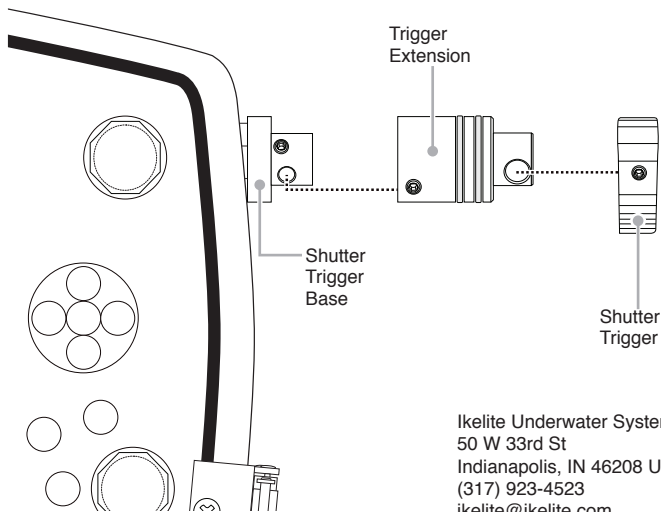
Extends Shutter Trigger from housing for better ergonomics when using dual handles.

Included in Kit



Installation

1. Remove Shutter Trigger using 1/16" Hex Head Wrench.
2. Check Set Screw tightness of Shutter Trigger Base. ⚠ DO NOT overtighten.
3. Slide Extension over Shutter Trigger Base. Tighten onto round depression as shown. ⚠ DO NOT overtighten.
4. Slide Shutter Trigger over Trigger Extension. Tighten onto round depression as shown. ⚠ DO NOT overtighten.
5. Due to the protrusion of the Trigger Extension + Shutter Trigger, care should be taken when traveling. If the Trigger Extension + Shutter Trigger cannot be adequately protected, it is recommended that the Trigger Extension + Shutter Trigger should be removed and reinstalled once you reach your destination.



Ikelite Underwater Systems
50 W 33rd St
Indianapolis, IN 46208 USA
(317) 923-4523
ikelite@ikelite.com