



Instruction Manual

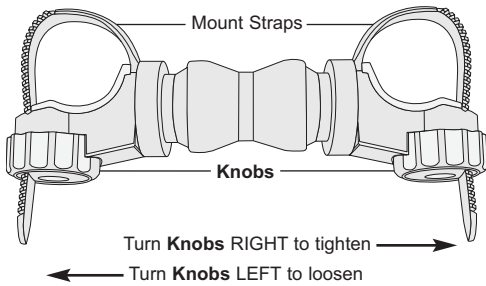
1884 Flashlight Mount for Flex Tubing

9572.44 Flex Extension (4-piece set)

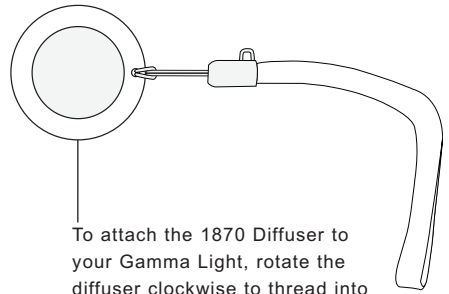
1887.4 Tubing Mount Kit for Gamma

(includes 1884, 9572.44 and 1870 Gamma Diffuser)

1884 Flashlight Mount



1870 Gamma Diffuser



To attach the 1870 Diffuser to your Gamma Light, rotate the diffuser clockwise to thread into the front of the Gamma. **DO NOT** overtighten or cross-thread.

Product No. 1884 Attaches to 3/4in flex extensions as used in the AF35 AutoFlash and other 3/4in Flex Arm Systems. Allows up-down and side-to-side aiming of a compatible flashlight.

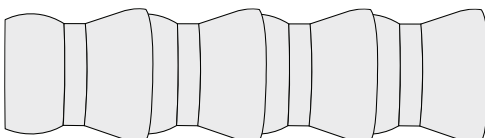
Usage

Rotate knobs as pictured above to the right to tighten, or left to loosen. Attach one end of the mount to your Ikelite Gamma flashlight, or a similar sized compatible flashlight. Attach the other end of the mount to a 1/2in or 3/4in flex arm. Mount Strap may need to be opened for attachment, **Diagram C**, back page.

Place the mount as far away from the strobe as possible so that strobe repositioning causes little or no movement of the mounted flashlight.

Extend the 1884 with **optional** 9572.44 Flex Extension (4-piece set). This extension utilizes 1/2in Flex components to lengthen the flashlight mount. Lubricant included to assist in attachment.

Optional 9572.44 Flex Extension (4-piece set)



Optional 9572.44 Flex Extension Attachment

1. Grab each end of the Mount with a corresponding hand and twist each end downward simultaneously until mount separates, **Diagram A**.
2. Push Extension ends into corresponding Mount ends. Attachment may require a lot of force as new Loc-Line components feature a very tight fit from the factory. If unable to “pop” the components together, place a thin film of lubricant (supplied with extension) around the two pop-beads noted in **Diagram B**; reattempt attachment.
3. Once assembled, one of the mount straps may need to be opened for attachment on a flex arm, **Diagram C**.

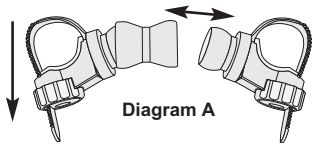


Diagram B

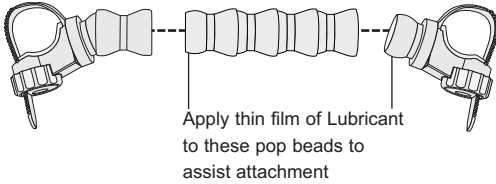
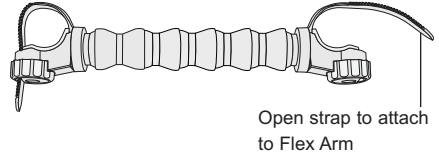


Diagram C



Customer Support

Ikelite Underwater Systems
Service Department
50 West 33rd St.
Indianapolis, IN 46208 USA

Email: ikelite@ikelite.com
Phone: 317-923-4523

Limited Warranty

This Ikelite product is warranted against any manufacturing defects for a period of one (1) year from the original date of purchase. Defective products should be returned to Ikelite postage paid. Ikelite will, at its sole discretion, repair or replace such products, and will return to customer postage paid. All other claims of any nature are not covered. Except as mentioned above, no other warranty expressed or implied applies to this Ikelite product.

Returning Products for Service

Evidence of purchase date must be provided to obtain warranty service.

No prior authorization is required. You may return directly to us or through your dealer. Please include a brief description of the problem, any relevant email correspondence, and/or instructions. Always include name, shipping address, email address, and phone number inside of the package. Send postage paid to:

*Ikelite Underwater Systems
Attention: Service Department
50 West 33 Street
Indianapolis, IN 46208 USA*

No reimbursements for postage paid will be issued.



Ikelite Underwater Systems
50 West 33rd Street
Indianapolis, IN 46208 USA

www.ikelite.com

© 2014 Ikelite Underwater Systems