

# Ikelite Digital Housing

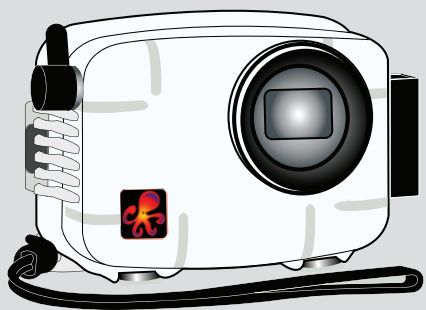
## supplemental instructions

for

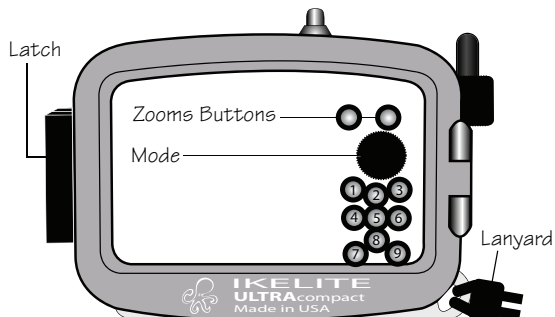
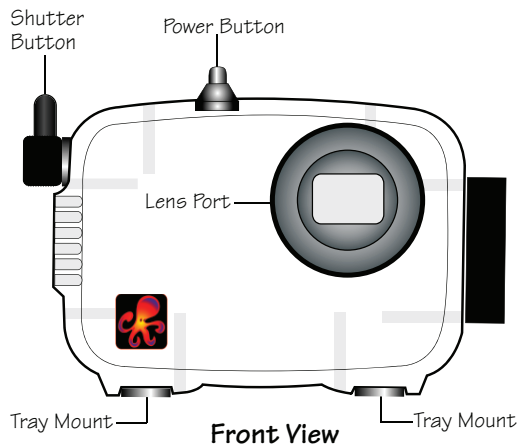
#6230.30 Olympus Stylus 1030 SW, mju 1030 SW

#6230.50 Olympus Stylus 1050 SW, mju 1050 SW

### ULTRACompact Digital Housing



### Housing Controls



- |                      |                |                |
|----------------------|----------------|----------------|
| [1] Menu Button      | [4] Macro Mode | [7] Display    |
| [2] Exposure Comp.   | [5] OK/Func    | [8] Self-Timer |
| [3] Viewing/Playback | [6] Flash      | [9] Erase      |

### Back View

3

### Camera Setup

- Set camera to "P" mode (camera icon).
- Set ISO to 80.
- Set camera to Macro Mode (not Super Macro).
- Set White Balance to "Auto".
- Set Flash to "always on"
- Slide the lens barrier down to turn on the camera, BEFORE placing the camera in the housing (**1050 SW only**).

### NOTES:

Camera will focus far away even if Macro Mode is on. You can back away from the subject and zoom in to avoid over-exposure. Flash does not work in Super-Macro mode.

### Battery Warning

Turn the camera on before placing it in the housing to make sure the battery was installed correctly.

### Ikelite W-20 Wide-Angle Conversion Lens #6420

For increased angle of coverage, add the Ikelite W-20 or other 67mm wide-angle conversion lenses. Ikelite 67mm Threaded Port Adapter #9306.78 is required to attach 67mm conversion lenses to the housing port.

#### #9306.78 67mm Threaded Port Adapter

Allows attaching Ikelite W-20 Wide-Angle Conversion Lens #6420 with 67mm threads. Also allows attachment of Epoque, Type II Inon screw-on lenses, and macro lenses or diopters with 67mm threads. Includes larger size removable flash deflector.

#### #9306.85 Bayonet Port Adapter

Allows attaching INON UWL-105 AD, UWL-100 28AD, and UFL-165AD bayonet mount lenses.

**NOTE:** Slight edge softness around the picture edges is normal in some situations with conversion lenses. Vignetting can occur with the camera in it's widest angle setting. Zoom in to eliminate.

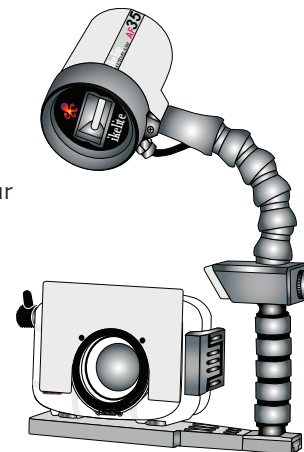
2

### AF35 Strobe Package #4035

The AutoFlash AF35 kit is a great compliment, and an effortless, affordable way to add a flash to your new Ikelite point-and-shoot camera system. Everything you need to get started is in the box. Just attach it to the bottom of your housing and start taking pictures!

#### AF35 AutoFlash kit includes:

- AF35 strobe
- Flex arm
- AutoFlash sensor
- Handle with rubber grip
- Tray (single or dual)
- Mounting hardware



Go to [www.ikelite.com](http://www.ikelite.com) for complete strobe and accessory info.



Ikelite Underwater Systems  
50 W 33rd Street  
Indianapolis, IN 46208 USA

When returning products send "attn. Repair Dept."

"general questions" e-mail: [ikelite@ikelite.com](mailto:ikelite@ikelite.com)  
[www.ikelite.com](http://www.ikelite.com)  
317-923-4523